

# Cynomolgus CD40/TNFRSF5 Protein

Cat. No. CD4-CM140



## Description

<b>Source</b>	Recombinant Cynomolgus CD40/TNFRSF5 Protein is expressed from HEK293 with His tag at the C-Terminus. It contains Glu21-Arg193.
<b>Accession</b>	G7PG38
<b>Molecular Weight</b>	The protein has a predicted MW of 20.3 kDa. Due to glycosylation, the protein migrates to 30-40 kDa based on Bis-Tris PAGE result.
<b>Endotoxin</b>	Less than 1 EU per µg by the LAL method.
<b>Purity</b>	> 95% as determined by Bis-Tris PAGE > 95% as determined by HPLC

## Formulation and Storage

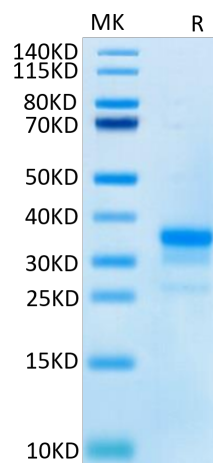
<b>Formulation</b>	Lyophilized from 0.22µm filtered solution in PBS (pH 7.4). Normally 8% trehalose is added as protectant before lyophilization.
<b>Reconstitution</b>	Dissolve the lyophilized protein in distilled water. Please refer to the Certificate of Analysis for detailed instructions.
<b>Storage</b>	-20 to -80°C for 12 months as supplied from date of receipt. -80°C for 3 months after reconstitution. Recommend to aliquot the protein into smaller quantities for optimal storage. Please minimize freeze-thaw cycles.

## Background

CD40 is a costimulatory protein found on antigen presenting cells and is required for their activation. The binding of CD154 (CD40L) on TH cells to CD40 activates antigen presenting cells and induces a variety of downstream effects. CD40 molecule is a potential target for cancer immunotherapy. There are number of completed and ongoing clinical trials where agonistic anti-CD40 monoclonal antibodies are employed to activate an anti-tumor T cell response via activation of dendritic cells.

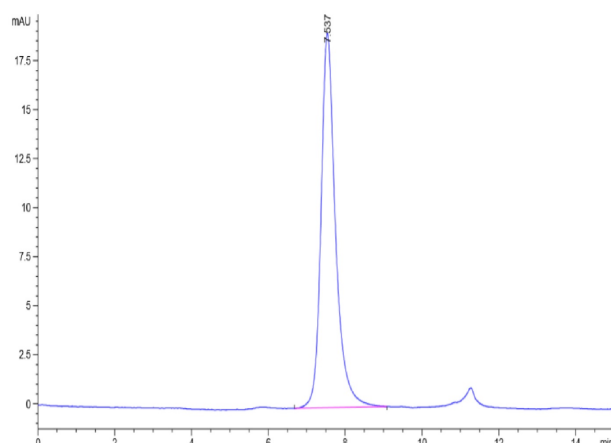
## Assay Data

### Bis-Tris PAGE



Cynomolgus CD40 on Bis-Tris PAGE under reduced condition. The purity is greater than 95%.

### SEC-HPLC

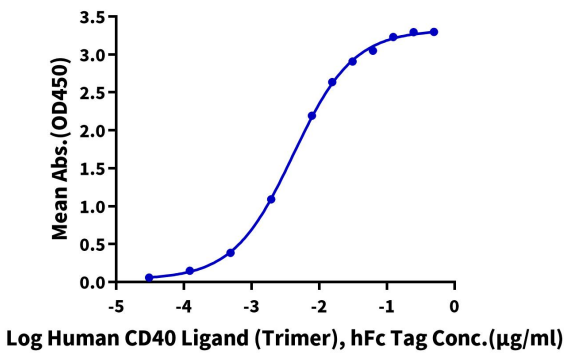


The purity of Cynomolgus CD40 is greater than 95% as determined by SEC-HPLC.

Assay Data

ELISA Data

**Cynomolgus CD40, His Tag ELISA**  
0.2µg Cynomolgus CD40, His Tag Per Well



Immobilized Cynomolgus CD40, His Tag at 2µg/ml (100µl/Well) on the plate. Dose response curve for Human/Cynomolgus/Rhesus macaque CD40 Ligand (Trimer) , hFc Tag with the EC50 of 4.1ng/ml determined by ELISA (QC Test).