

Biotinylated Human IL-2 R alpha/CD25 Protein



Cat. No. CD5-HM425B

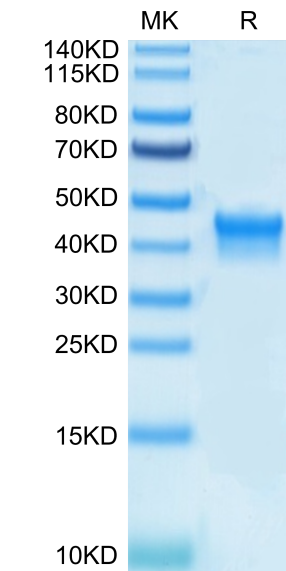
Description	
Source	Recombinant Biotinylated Human IL-2 R alpha/CD25 Protein is expressed from HEK293 with His tag and Avi tag at the C-Terminus. It contains Glu22-Cys213.
Accession	P01589
Molecular Weight	The protein has a predicted MW of 24.6 kDa. Due to glycosylation, the protein migrates to 40-50 kDa based on Bis-Tris PAGE result.
Endotoxin	Less than 1 EU per µg by the LAL method.
Purity	> 95% as determined by Bis-Tris PAGE > 95% as determined by HPLC

Formulation and Storage	
Formulation	Lyophilized from 0.22µm filtered solution in PBS (pH 7.4). Normally 8% trehalose is added as protectant before lyophilization.
Reconstitution	Dissolve the lyophilized protein in distilled water. Please refer to the Certificate of Analysis for detailed instructions.
Storage	-20 to -80°C for 12 months as supplied from date of receipt.-80°C for 3 months after reconstitution.Recommend to aliquot the protein into smaller quantities for optimal storage. Please minimize freeze-thaw cycles.

Background	
	Human IL-2 receptor alpha (IL-2 R alpha), also known as Tac antigen and as CD25, was initially identified as a 55 kDa membrane glycoprotein that is capable of binding IL2.eceptor for interleukin-2. The receptor is involved in the regulation of immune tolerance by controlling regulatory T cells (TREGs) activity. TREGs suppress the activation and expansion of autoreactive T-cells.

Assay Data

Bis-Tris PAGE



Biotinylated Human IL-2 R alpha on Bis-Tris PAGE under reduced condition. The purity is greater than 95%.

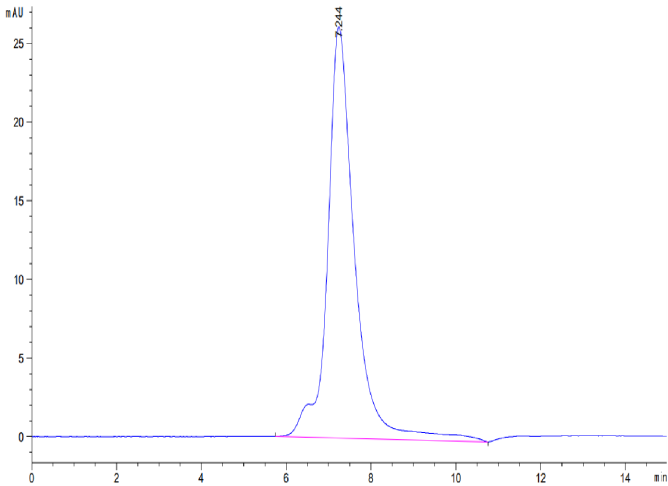
SEC-HPLC

Biotinylated Human IL-2 R alpha/CD25 Protein

Cat. No. CD5-HM425B



Assay Data

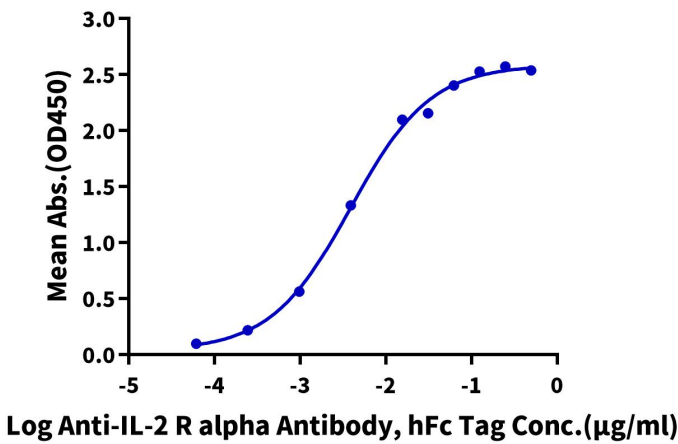


The purity of Biotinylated Human IL-2 R alpha is greater than 95% as determined by SEC-HPLC.

ELISA Data

Biotinylated Human IL-2 R alpha, His Avi Tag ELISA

0.05µg Biotinylated Human IL-2 R alpha, His Avi Tag Per Well



Immobilized Biotinylated Human IL-2 R alpha, His Avi Tag at 0.5µg/ml (100µl/well) on the streptavidin precoated plate (5µg/ml). Dose response curve for Anti-IL-2 R alpha Antibody, hFc Tag with the EC50 of 3.9 ng/ml determined by ELISA (QC Test).