

## Cynomolgus CD73/NT5E Protein

Cat. No. CD7-CM173



### Description

Source	Recombinant Cynomolgus CD73/NT5E Protein is expressed from HEK293 with His tag at the C-Terminus.
	It contains Trp27-Cys554.
Accession	EHH53214.1
Molecular Weight	The protein has a predicted MW of 59.6 kDa. Due to glycosylation, the protein migrates to 60-70 kDa based on Bis-Tris PAGE result.
Endotoxin	Less than 1 EU per µg by the LAL method.
Purity	> 90% as determined by Bis-Tris PAGE
	> 95% as determined by HPLC

### Formulation and Storage

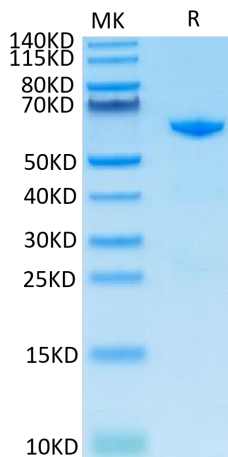
Formulation	Lyophilized from 0.22µm filtered solution in 20mM Tris, 120mM NaCl (pH 7.5). Normally 8% trehalose is added as protectant before lyophilization.
Reconstitution	Dissolve the lyophilized protein in distilled water. Please refer to the Certificate of Analysis for detailed instructions.
Storage	-20 to -80°C for 12 months as supplied from date of receipt. -80°C for 3 months after reconstitution. Recommend to aliquot the protein into smaller quantities for optimal storage. Please minimize freeze-thaw cycles.

### Background

CD73, also known as ecto-5'-nucleotidase, is an enzyme that in humans is encoded by the NT5E gene. CD73 commonly serves to convert AMP to adenosine. The enzyme consists of a dimer of 2 identical 70-kD subunits bound by a glycosyl phosphatidyl inositol linkage to the external face of the plasma membrane. The enzyme is used as a marker of lymphocyte differentiation. A deficiency of CD73 occurs in a variety of immunodeficiency diseases.

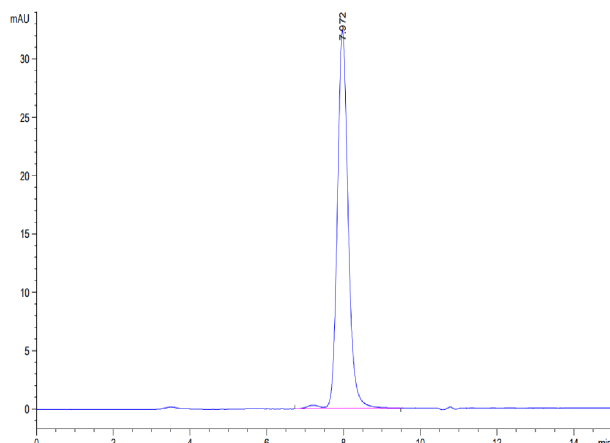
### Assay Data

#### Bis-Tris PAGE



Cynomolgus CD73 on Bis-Tris PAGE under reduced condition. The purity is greater than 90%.

#### SEC-HPLC



The purity of Cynomolgus CD73 is greater than 95% as determined by SEC-HPLC.

Cynomolgus CD73/NT5E Protein

Cat. No. CD7-CM173

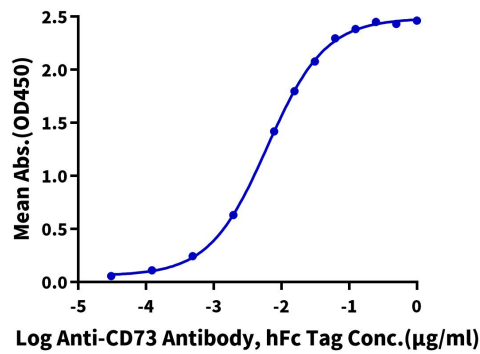


Assay Data

ELISA Data

Cynomolgus CD73, His Tag ELISA

0.2µg Cynomolgus CD73, His Tag Per Well



Immobilized Cynomolgus CD73, His Tag at 2µg/ml (100µl/Well) on the plate. Dose response curve for Anti-CD73 Antibody, hFc Tag with the EC50 of 6.2ng/ml determined by ELISA.

Bioactivity Data

Measured by its ability to hydrolyze the 5'-phosphate group from the substrate adenosine-5'-monophosphate (AMP). The specific activity is > 10000 pmol/min/µg.