

# Biotinylated Human CD79B Protein

Cat. No. CD7-HM49BB



## Description

Source	Recombinant Biotinylated Human CD79B Protein is expressed from HEK293 with His tag and Avi tag at the C-Terminus
	It contains Ala29-Asp159.
Accession	P40259-1
Molecular Weight	The protein has a predicted MW of 18.1 kDa. Due to glycosylation, the protein migrates to 35-45 kDa based on Bis-Tris PAGE result.
Endotoxin	Less than 1 EU per µg by the LAL method.
Purity	> 95% as determined by Bis-Tris PAGE
	> 95% as determined by HPLC

## Formulation and Storage

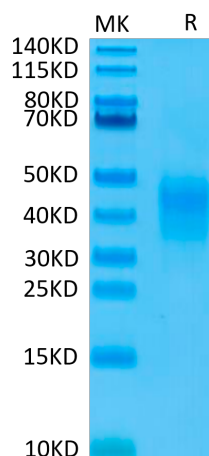
Formulation	Lyophilized from 0.22 µm filtered solution in PBS (pH 7.4). Normally 8% trehalose is added as protectant before lyophilization.
Reconstitution	Dissolve the lyophilized protein in distilled water. Please refer to the Certificate of Analysis for detailed instructions.
Storage	-20 to -80°C for 24 months as supplied from date of receipt. -80°C for 3 months after reconstitution. Recommend to aliquot the protein into smaller quantities for optimal storage. Please minimize freeze-thaw cycles.

## Background

CD79B (also known as B29, Ig beta and B cell antigen receptor complex-associated protein beta-chain) is a 36-40 kDa member of the Ig-Superfamily. It is required in cooperation with CD79A for initiation of the signal transduction cascade activated by the B-cell antigen receptor complex (BCR) which leads to internalization of the complex, trafficking to late endosomes and antigen presentation. Enhances phosphorylation of CD79A, possibly by recruiting kinases which phosphorylate CD79A or by recruiting proteins which bind to CD79A and protect it from dephosphorylation.

## Assay Data

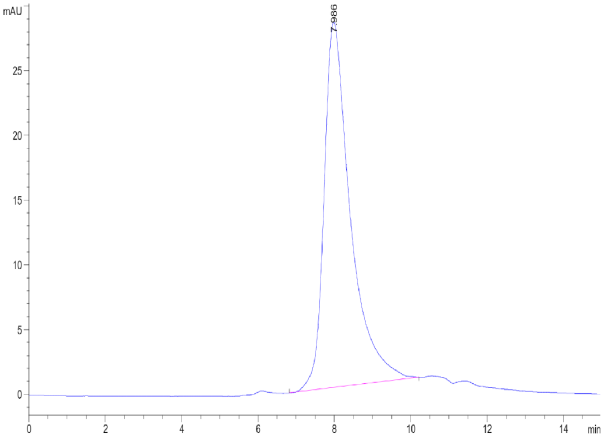
### Bis-Tris PAGE



Biotinylated CD79B on Bis-Tris PAGE under reduced condition. The purity is greater than 95%.

### SEC-HPLC

Assay Data



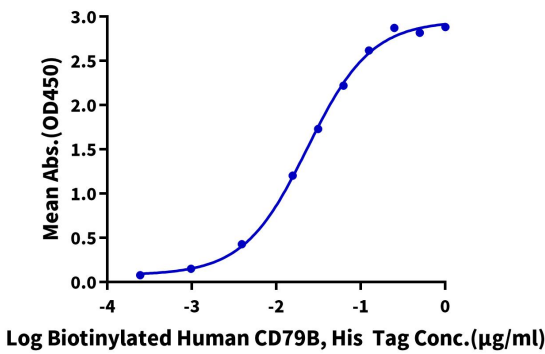
The purity of Biotinylated CD79B is greater than 95% as determined by SEC-HPLC.

Assay Data

ELISA Data

Biotinylated Human CD79B, His Tag ELISA

0.1µg Anti-CD79B Antibody, hFc Tag Per Well



Immobilized Anti-CD79B Antibody, hFc Tag at 1 µg/ml (100 µl/well) on the plate. Dose response curve for Biotinylated Human CD79B, His Tag with the EC50 of 23.4 ng/ml determined by ELISA.