

Biotinylated Human CD93/C1q R1 Protein



Cat. No. CD9-HM493B

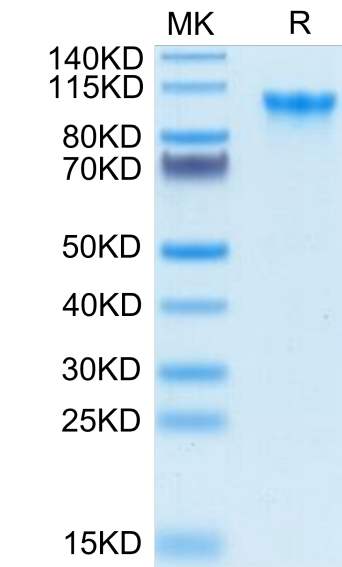
Description	
Source	Recombinant Biotinylated Human CD93/C1q R1 Protein is expressed from HEK293 with His tag and Avi tag at the C-Terminus. It contains Thr22-Lys580.
Accession	Q9NPY3
Molecular Weight	The protein has a predicted MW of 61.2 kDa. Due to glycosylation, the protein migrates to 90-110 kDa based on Bis-Tris PAGE result.
Endotoxin	Less than 1 EU per µg by the LAL method.
Purity	> 95% as determined by Bis-Tris PAGE > 95% as determined by HPLC

Formulation and Storage	
Formulation	Lyophilized from 0.22µm filtered solution in PBS (pH 7.4). Normally 8% trehalose is added as protectant before lyophilization.
Reconstitution	Dissolve the lyophilized protein in distilled water. Please refer to the Certificate of Analysis for detailed instructions.
Storage	-20 to -80°C for 24 months as supplied from date of receipt. -80°C for 3 months after reconstitution. Recommend to aliquot the protein into smaller quantities for optimal storage. Please minimize freeze-thaw cycles.

Background	
CD93 has been shown critical roles in inflammatory and immune diseases. CD93 silencing increased IL-6 and TSLP, but not IL-33 levels in culture supernatants. HDM-induced asthma mice showed significant airway hyperresponsiveness and inflammation with Th2 cytokine activation, along with decreased CD93 expression in bronchial epithelial cells and lung homogenates but increased serum CD93 levels.	

Assay Data

Bis-Tris PAGE



Biotinylated Human CD93 on Bis-Tris PAGE under reduced condition. The purity is greater than 95%.

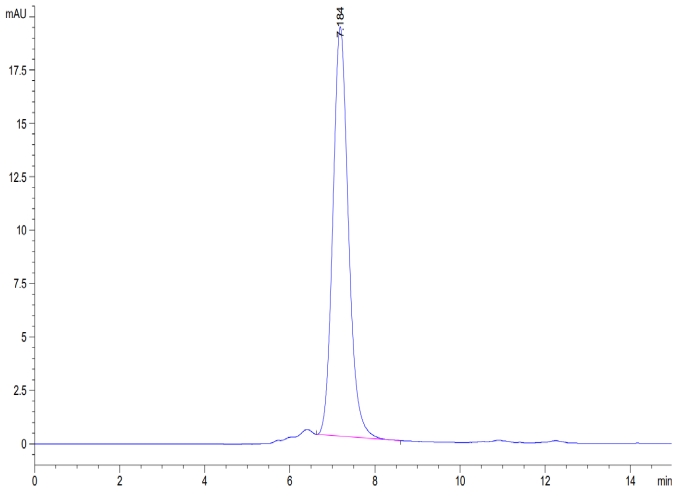
SEC-HPLC

Biotinylated Human CD93/C1q R1 Protein

Cat. No. CD9-HM493B



Assay Data

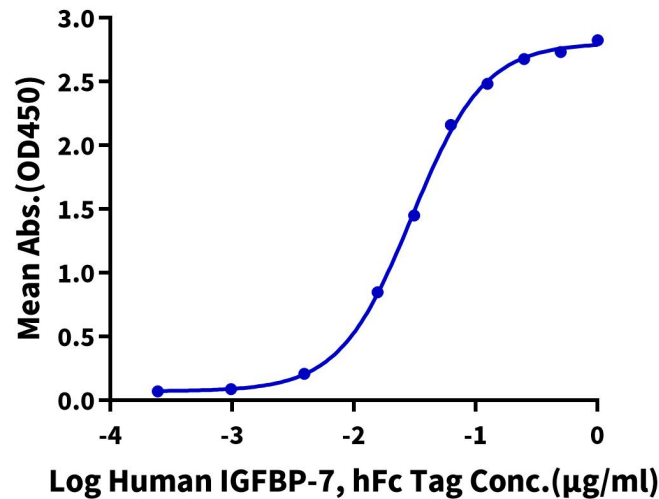


The purity of Biotinylated Human CD93 is greater than 95% as determined by SEC-HPLC.

ELISA Data

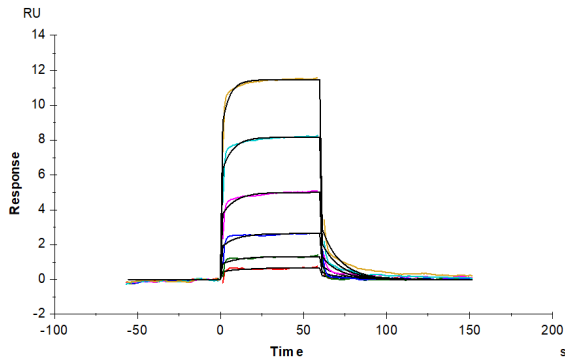
Biotinylated Human CD93, His Avi Tag ELISA

0.2µg Biotinylated Human CD93, His Avi Tag Per Well



Immobilized Biotinylated Human CD93, His-Avi Tag at 2µg/ml (100µl/well) on the streptavidin precoated plate (5µg/ml). Dose response curve for Human IGFBP7, hFc Tag with the EC50 of 29.8ng/ml determined by ELISA (QC Test).

SPR Data



Biotinylated Human CD93, His-Avi Tag immobilized on CM5 Chip can bind Human IGFBP-7, His Tag with an affinity constant of 0.17 µM as determined in SPR assay (Biacore T200).