

Biotinylated Human DKK1 Protein



Cat. No. DKK-HM401B

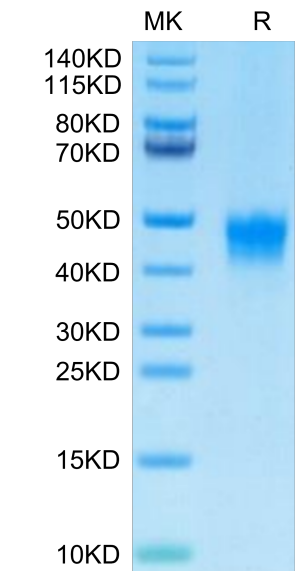
| Description      |   |
|------------------|---|
| Source           | Recombinant Biotinylated Human DKK1 Protein is expressed from HEK293 with His tag and Avi tag at the C-Terminus.<br>It contains Thr32-His266. |
| Accession        | O94907  |
| Molecular Weight | The protein has a predicted MW of 28.5 kDa. Due to glycosylation, the protein migrates to 40-50 kDa based on Bis-Tris PAGE result.            |
| Endotoxin        | Less than 1 EU per µg by the LAL method.  |
| Purity           | > 95% as determined by Bis-Tris PAGE<br>> 90% as determined by HPLC   |

| Formulation and Storage |   |
|-------------------------|---|
| Formulation             | Lyophilized from 0.22µm filtered solution in PBS (pH 7.4). Normally 8% trehalose is added as protectant before lyophilization.  |
| Reconstitution          | Dissolve the lyophilized protein in distilled water. Please refer to the Certificate of Analysis for detailed instructions.   |
| Storage                 | -20 to -80°C for 24 months as supplied from date of receipt.-80°C for 3 months after reconstitution.Recommend to aliquot the protein into smaller quantities for optimal storage. Please minimize freeze-thaw cycles. |

| Background  |  |
|---|--|
| Dickkopf related protein 1 (Dkk-1) is the founding member of the Dickkopf family of proteins that includes Dkk-1, -2, -3, -4, and a related protein, Soggy. Dkk proteins are secreted proteins that contain two conserved cysteine-rich domains separated by a linker region. Dkk antagonizes canonical Wnt signaling by inhibiting LRP5/6 interaction with Wnt and by forming a ternary complex with the transmembrane protein KREMEN that promotes internalization of LRP5/6. DKKs play an important role in vertebrate development, where they locally inhibit Wnt regulated processes such as antero-posterior axial patterning, limb development, somitogenesis and eye formation. |  |

Assay Data

Bis-Tris PAGE



Biotinylated Human DKK1 on Bis-Tris PAGE under reduced condition. The purity is greater than 95%.

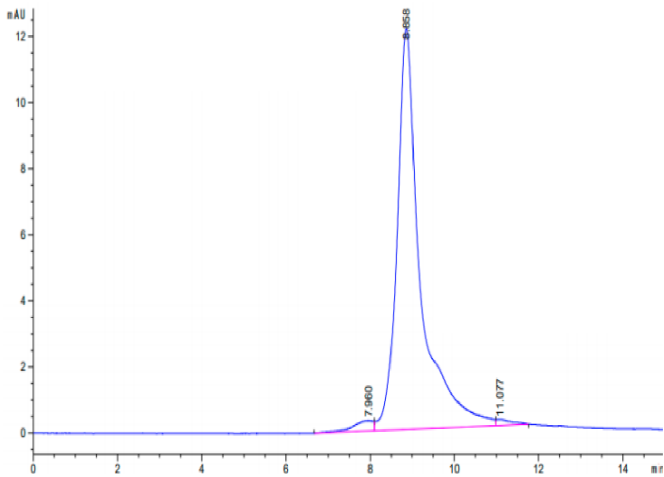
SEC-HPLC

Biotinylated Human DKK1 Protein

Cat. No. DKK-HM401B



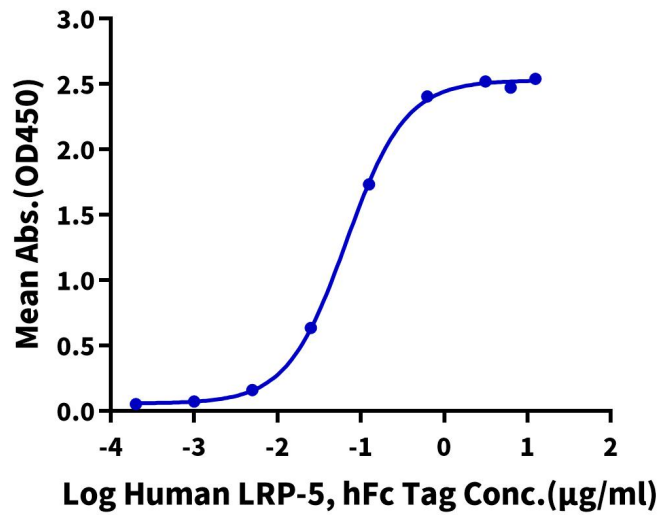
Assay Data



The purity of Biotinylated Human DKK1 is greater than 90% as determined by SEC-HPLC.

ELISA Data

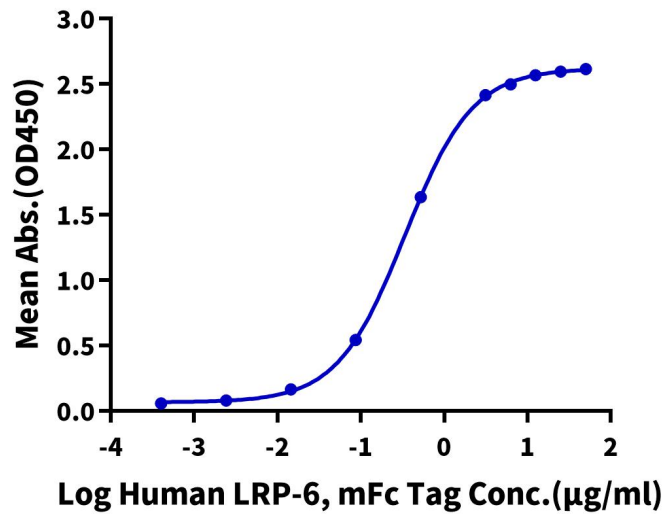
Biotinylated Human DKK1, His Tag ELISA  
0.1µg Biotinylated Human DKK1, His Tag Per Well



Immobilized Biotinylated Human DKK1, His Tag at 1µg/ml (100µl/well) on the streptavidin precoated plate (5µg/ml). Dose response curve for Human LRP-5, hFc Tag with the EC50 of 66.8ng/ml determined by ELISA (QC Test).

**Biotinylated Human DKK1, His Tag ELISA**

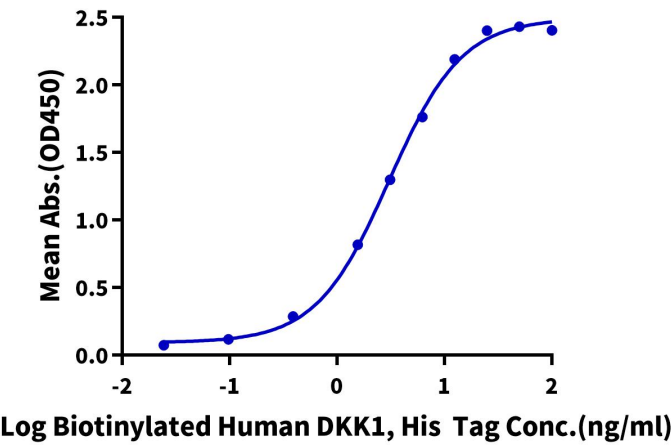
0.2µg Biotinylated Human DKK1, His Tag Per Well



Immobilized Biotinylated Human DKK1, His Tag at 2µg/ml (100µl/well) on the streptavidin precoated plate (5µg/ml). Dose response curve for Human LRP-6, mFc Tag with the EC50 of 0.34µg/ml determined by ELISA.

**Biotinylated Human DKK1, His Tag ELISA**

0.05µg Anti-DKK1 Antibody, hFc Tag Per Well



Immobilized Anti-DKK1 Antibody, hFc Tag at 0.5µg/ml (100µl/Well) on the plate. Dose response curve for Biotinylated Human DKK1, His Tag with the EC50 of 3.1ng/ml determined by ELISA.