

# Human DLL3 Protein

Cat. No. DLL-HM203

## Description

<b>Source</b>	Recombinant Human DLL3 Protein is expressed from HEK293 with hFc tag at the C-terminus. It contains Ala27-Arg490.
<b>Accession</b>	Q9NYJ7-1
<b>Molecular Weight</b>	The protein has a predicted MW of 74.19 kDa. Due to glycosylation, the protein migrates to 75-85 kDa based on Bis-Tris PAGE result.
<b>Endotoxin</b>	Less than 1 EU per µg by the LAL method.
<b>Purity</b>	> 95% as determined by Bis-Tris PAGE

## Formulation and Storage

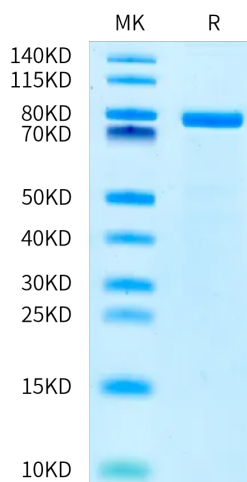
<b>Formulation</b>	Lyophilized from 0.22 µm filtered solution in PBS, 200mM L-arginine (pH 7.4). Normally 8% trehalose is added as protectant before lyophilization.
<b>Reconstitution</b>	Dissolve the lyophilized protein in distilled water. Please refer to the Certificate of Analysis for detailed instructions.
<b>Storage</b>	-20 to -80°C for 12 months as supplied from date of receipt. -80°C for 3 months after reconstitution. Recommend to aliquot the protein into smaller quantities for optimal storage. Please minimize freeze-thaw cycles.

## Background

Delta-like protein 3 (DLL3) is a transmembrane protein that belongs to the Delta/Serrate/Lag-2 (DSL) family of Notch ligands. DLL3 inhibits primary neurogenesis and may be required to divert neurons along a specific differentiation pathway. It plays a role in the formation of somite boundaries during segmentation of the paraxial mesoderm.

## Assay Data

### Bis-Tris PAGE

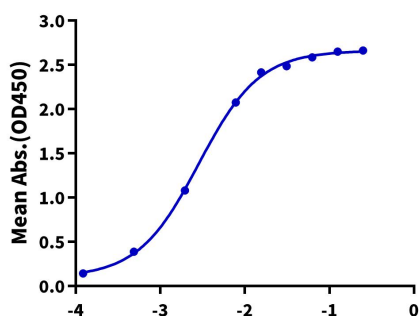


Human DLL3 on Bis-Tris PAGE under reduced condition. The purity is greater than 95%.

### ELISA Data

#### Human DLL3, hFc Tag ELISA

0.05µg Human DLL3, hFc Tag Per Well

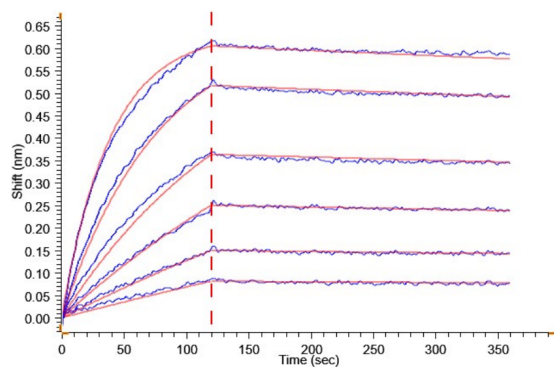


Immobilized Human DLL3, hFc Tag at 0.5µg/ml (100µl/well) on the plate. Dose response curve for Biotinylated Anti-DLL3 Antibody, hFc Tag with the EC50 of 2.8ng/ml determined by ELISA.

Log Biotinylated Anti-DLL3 Antibody, hFc Tag Conc.(µg/ml)

Assay Data

BLI Data



Loaded Biotinylated Anti-DLL3 Antibody, hFc Tag on Streptavidin-Biosensor can bind Human DLL3, hFc Tag with an affinity constant of 1.60 nM as determined in BLI assay (Gator® Prime).