

Human DPPIV/CD26 Protein



Cat. No.    DPV-HM126

Description	
Source	Recombinant Human DPPIV/CD26 Protein is expressed from HEK293 with His tag at the C-Terminus. It contains Asn29-Pro766.
Accession	P27487
Molecular Weight	The protein has a predicted MW of 86.39 kDa. Due to glycosylation, the protein migrates to 90-115 kDa based on Bis-Tris PAGE result.
Endotoxin	Less than 1 EU per µg by the LAL method.
Purity	> 95% as determined by Bis-Tris PAGE > 95% as determined by HPLC

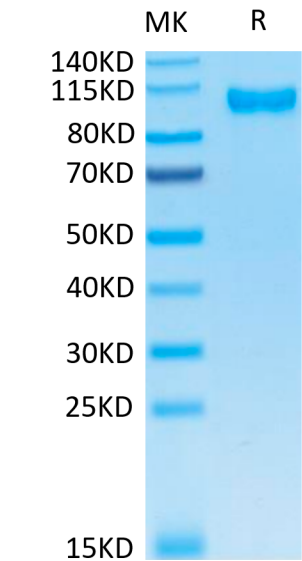
Formulation and Storage	
Formulation	Lyophilized from 0.22 µm filtered solution in PBS (pH 7.4). Normally 8% trehalose is added as protectant before lyophilization.
Reconstitution	Dissolve the lyophilized protein in distilled water. Please refer to the Certificate of Analysis for detailed instructions.
Storage	-20 to -80°C for 12 months as supplied from date of receipt. -80°C for 3 months after reconstitution. Recommend to aliquot the protein into smaller quantities for optimal storage. Please minimize freeze-thaw cycles.

**Background**

CD26/dipeptidyl peptidase (DPP)IV is a membrane-bound protein found in many cell types of the body, and a soluble form is present in body fluids. There is longstanding evidence that various primary tumors and also metastases express DPPIV/CD26 to a variable extent.

Assay Data

Bis-Tris PAGE



Human DPPIV on Bis-Tris PAGE under reduced condition. The purity is greater than 95%.

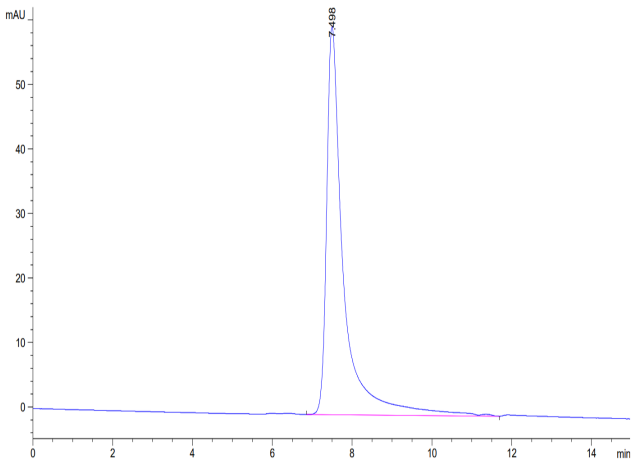
SEC-HPLC

Human DPPIV/CD26 Protein

Cat. No.    DPV-HM126



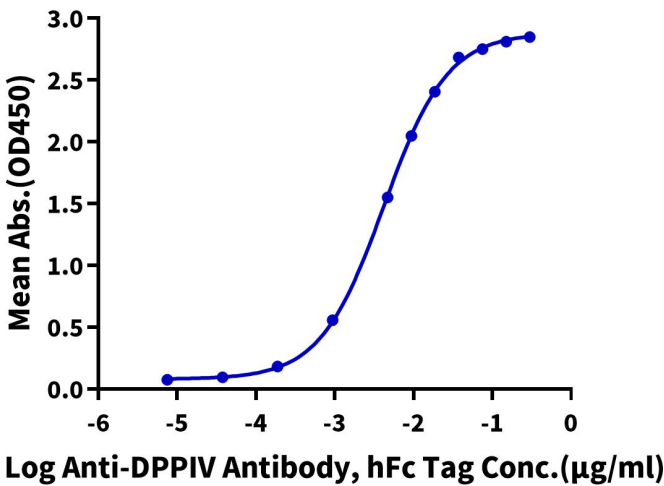
Assay Data



The purity of Human DPPIV is greater than 95% as determined by SEC-HPLC.

ELISA Data

**Human DPPIV, His Tag ELISA**  
0.1µg Human DPPIV, His Tag Per Well



Immobilized Human DPPIV, His Tag at 1µg/ml (100µl/well) on the plate. Dose response curve for Anti-DPPIV Antibody, hFc Tag with the EC50 of 4.2ng/ml determined by ELISA (QC Test)..

Bioactivity Data

Measured by its ability to cleave the fluorogenic peptide substrate, Gly-Pro-7-amido-4-methylcoumarin (GP-AMC). The specific activity is >8500 pmol/min/µg (QC Test).