

Human Ephrin-A4/EFNA4 Protein



Cat. No. EPA-HM104

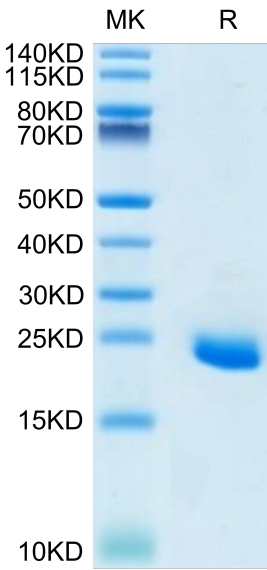
Description	
Source	Recombinant Human Ephrin-A4/EFNA4 Protein is expressed from HEK293 with His tag at the C-Terminus. It contains Leu26-Gly171.
Accession	P52798-1
Molecular Weight	The protein has a predicted MW of 17.5 kDa. Due to glycosylation, the protein migrates to 18-25 kDa based on Bis-Tris PAGE result.
Endotoxin	Less than 1 EU per µg by the LAL method.
Purity	> 95% as determined by Bis-Tris PAGE > 95% as determined by HPLC

Formulation and Storage	
Formulation	Lyophilized from 0.22µm filtered solution in PBS (pH 7.4). Normally 8% trehalose is added as protectant before lyophilization.
Reconstitution	Dissolve the lyophilized protein in distilled water. Please refer to the Certificate of Analysis for detailed instructions.
Storage	-20 to -80°C for 12 months as supplied from date of receipt. -80°C for 3 months after reconstitution. Recommend to aliquot the protein into smaller quantities for optimal storage. Please minimize freeze-thaw cycles.

Background	
Ephrin A4 is one of the ephrin ligand molecules belonging to the tyrosine kinases receptor family. It was originally identified in a T-lymphoma cell line and seen to be expressed in human adult tissue as well as several tumor types. The cytoplasmic pattern of ephrin A4 could identify a subgroup of primary osteosarcoma patients with a high liability for progression, poor prognosis, and inferior response to chemotherapy.	

Assay Data

Bis-Tris PAGE



Human Ephrin-A4 on Bis-Tris PAGE under reduced condition. The purity is greater than 95%.

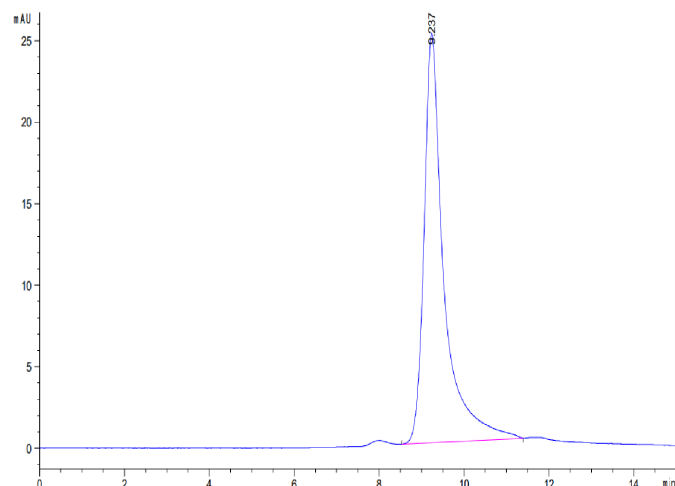
SEC-HPLC

Human Ephrin-A4/EFNA4 Protein

Cat. No. EPA-HM104

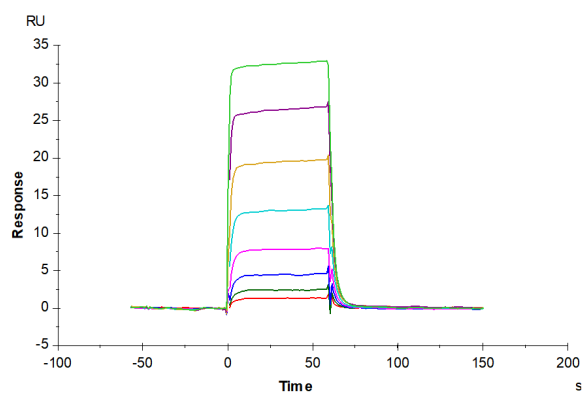


Assay Data



The purity of Human Ephrin-A4 is greater than 95% as determined by SEC-HPLC.

SPR Data



Human EphA7, His Tag immobilized on CM5 Chip can bind Human Ephrin-A4, His Tag with an affinity constant of 0.113 μM as determined in SPR assay (Biacore T200).