

Human Fas/TNFRSF6/CD95 Protein



Cat. No. FAS-HM201

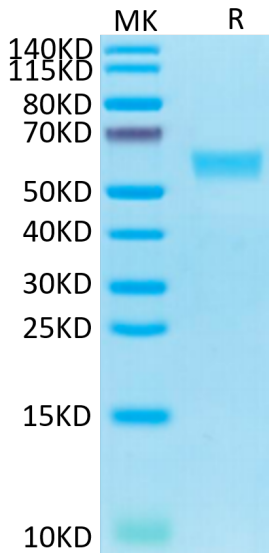
Description	
Source	Recombinant Human Fas/TNFRSF6/CD95 Protein is expressed from HEK293 with hFc tag at the C-Terminus. It contains Gln26-Asn173.
Accession	P25445-1
Molecular Weight	The protein has a predicted MW of 43.4 kDa. Due to glycosylation, the protein migrates to 55-70 kDa based on Bis-Tris PAGE result.
Endotoxin	Less than 1 EU per µg by the LAL method.
Purity	> 95% as determined by Bis-Tris PAGE > 95% as determined by HPLC

Formulation and Storage	
Formulation	Lyophilized from 0.22µm filtered solution in PBS (pH 7.4). Normally 8% trehalose is added as protectant before lyophilization.
Reconstitution	Dissolve the lyophilized protein in distilled water. Please refer to the Certificate of Analysis for detailed instructions.
Storage	-20 to -80°C for 12 months as supplied from date of receipt. -80°C for 3 months after reconstitution. Recommend to aliquot the protein into smaller quantities for optimal storage. Please minimize freeze-thaw cycles.

Background	
CD95 (also known as Fas) is a member of the tumor necrosis factor receptor (TNFR) superfamily. Its cognate ligand, CD95L, is implicated in immune homeostasis and immune surveillance. Mutations in this receptor are associated with a loss of apoptotic signaling and have been detected in an autoimmune disorder called autoimmune lymphoproliferative syndrome (ALPS) type Ia, which shares some clinical features with systemic lupus erythematosus (SLE).	

Assay Data

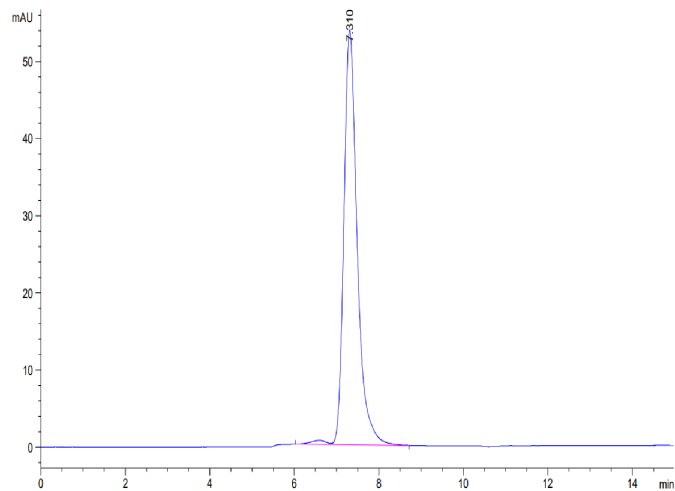
Bis-Tris PAGE



Human Fas on Bis-Tris PAGE under reduced condition. The purity is greater than 95%.

SEC-HPLC

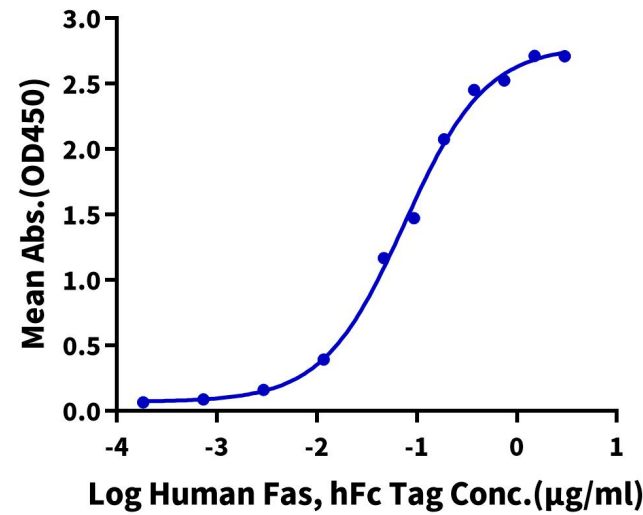
Assay Data



The purity of Human Fas is greater than 95% as determined by SEC-HPLC.

ELISA Data

**Human Fas, hFc Tag ELISA**  
0.2µg Human Fas Ligand, His Tag Per Well



Immobilized Human Fas Ligand, His Tag at 2µg/ml (100µl/Well) on the plate. Dose response curve for Human Fas, hFc Tag with the EC50 of 75.0ng/ml determined by ELISA.