

Human FLT3 Ligand Protein



Cat. No. FLT-HM23L

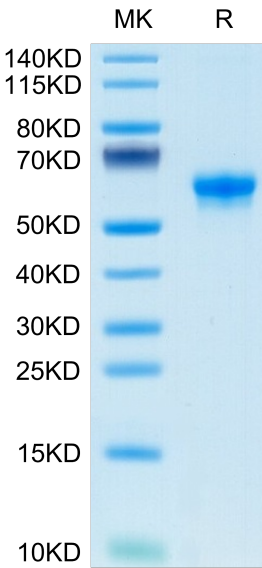
Description	
Source	Recombinant Human FLT3 Ligand Protein is expressed from HEK293 with hFc at the C-Terminus. It contains Thr27-Pro185.
Accession	P49771-1
Molecular Weight	The protein has a predicted MW of 44.8 kDa. Due to glycosylation, the protein migrates to 90-118 kDa based on Bis-Tris PAGE result.
Endotoxin	Less than 0.1 EU per µg by the LAL method.
Purity	> 95% as determined by Bis-Tris PAGE > 95% as determined by HPLC

Formulation and Storage	
Formulation	Lyophilized from 0.22µm filtered solution in PBS (pH 7.4). Normally 8% trehalose and 0.01% tween is added as protectant before lyophilization.
Reconstitution	Dissolve the lyophilized protein in distilled water. Please refer to the Certificate of Analysis for detailed instructions.
Storage	-20 to -80°C for 12 months as supplied from date of receipt.-80°C for 3 months after reconstitution.Recommend to aliquot the protein into smaller quantities for optimal storage. Please minimize freeze-thaw cycles.

Background	
Flt3 Ligand, also known as FL, is an alpha -helical cytokine that promotes the differentiation of multiple hematopoietic cell lineages.Stimulates the proliferation of early hematopoietic cells by activating FLT3. Synergizes well with a number of other colony stimulating factors and interleukins.	

Assay Data

Bis-Tris PAGE



Human FLT3 Ligand on Bis-Tris PAGE under reduced condition. The purity is greater than 95%.

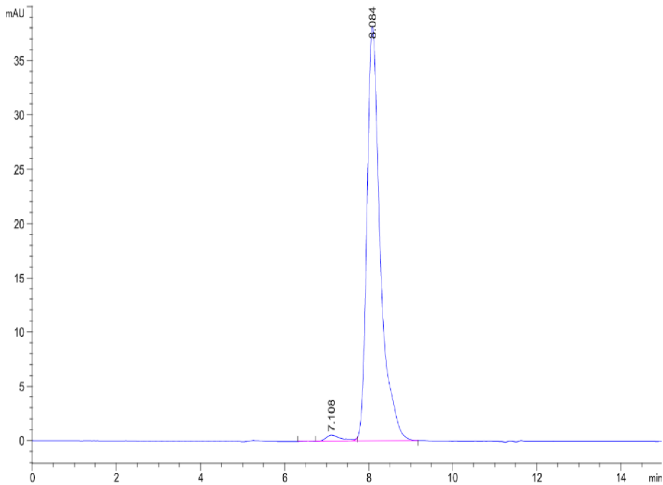
SEC-HPLC

Human FLT3 Ligand Protein

Cat. No. FLT-HM23L



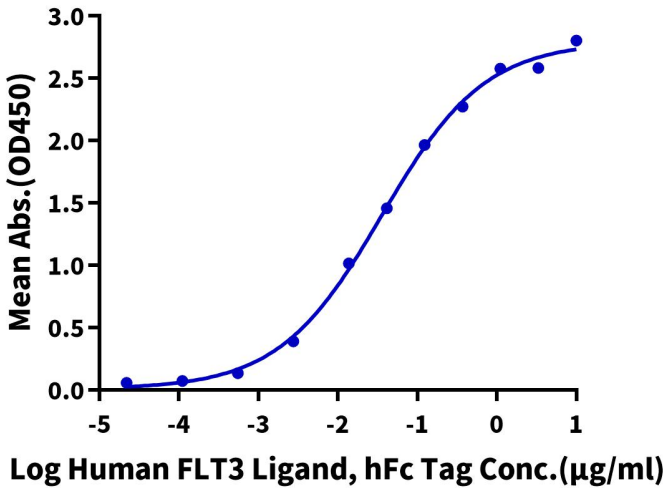
Assay Data



The purity of Human FLT3 Ligand is greater than 95% as determined by SEC-HPLC.

ELISA Data

Human FLT3 Ligand, hFc Tag ELISA  
0.5µg Human FLT3, His Tag Per Well



Immobilized Human FLT3, His Tag at 5µg/ml (100µl/well) on the plate. Dose response curve for Human FLT3 Ligand, hFc Tag with the EC50 of 35.7ng/ml determined by ELISA.