

Biotinylated Human FLT3/Flk-2 Protein



Cat. No. FLT-HM430B

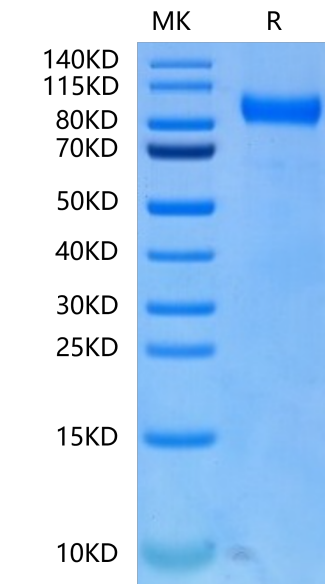
Description	
Source	Recombinant Biotinylated Human FLT3/Flk-2 Protein is expressed from CHO with His tag and Avi tag at the C-Terminus. It contains Asn27-Asn541.
Accession	P36888-1
Molecular Weight	The protein has a predicted MW of 61.20 kDa. Due to glycosylation, the protein migrates to 80-110 kDa based on Bis-Tris PAGE result.
Endotoxin	Less than 1 EU per µg by the LAL method.
Purity	> 95% as determined by Bis-Tris PAGE > 95% as determined by HPLC

Formulation and Storage	
Formulation	Lyophilized from 0.22 µm filtered solution in PBS (pH 7.4). Normally 8% trehalose is added as protectant before lyophilization.
Reconstitution	Dissolve the lyophilized protein in distilled water. Please refer to the Certificate of Analysis for detailed instructions.
Storage	-20 to -80°C for 12 months as supplied from date of receipt. -80°C for 3 months after reconstitution. Recommend to aliquot the protein into smaller quantities for optimal storage. Please minimize freeze-thaw cycles.

Background	
	The Flt-3 (fms-like tyrosine kinase) receptor, also named Flk-2 (fetal liver kinase) and Stk-1 (stem cell tyrosine kinase) is a member of the class III subfamily of receptor tyrosine kinases that also includes KIT, the receptor for SCF and FMS, the receptor for M-CSF. Tyrosine-protein kinase that acts as cell-surface receptor for the cytokine FLT3LG and regulates differentiation, proliferation and survival of hematopoietic progenitor cells and of dendritic cells. Promotes phosphorylation of SHC1 and AKT1, and activation of the downstream effector MTOR. Promotes activation of RAS signaling and phosphorylation of downstream kinases, including MAPK1/ERK2 and/or MAPK3/ERK1.

Assay Data

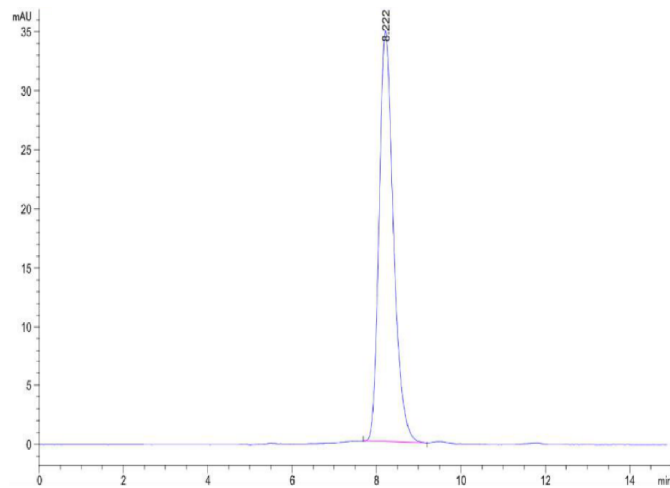
Bis-Tris PAGE



Biotinylated Human FLT3 on Bis-Tris PAGE under reduced condition. The purity is greater than 95%.

SEC-HPLC

Assay Data

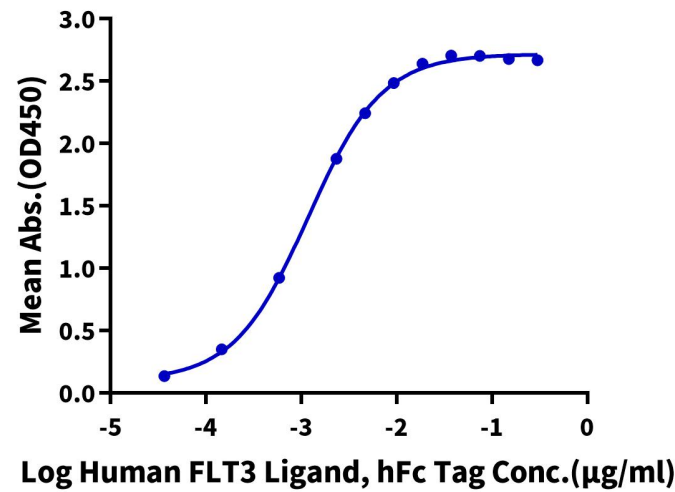


The purity of Biotinylated Human FLT3 is greater than 95% as determined by SEC-HPLC.

ELISA Data

Biotinylated Human FLT3, His Tag ELISA

0.1µg Biotinylated Human FLT3, His Tag Per Well



Immobilized Biotinylated Human FLT3, His Tag at 1µg/ml (100µl/Well) on streptavidin (5µg/ml) precoated plate. Dose response curve for Human FLT3 Ligand, hFc Tag with the EC50 of 1.2ng/ml determined by ELISA (QC Test).