

Mouse FLT3 Ligand Protein



Cat. No. FLT-MM23L

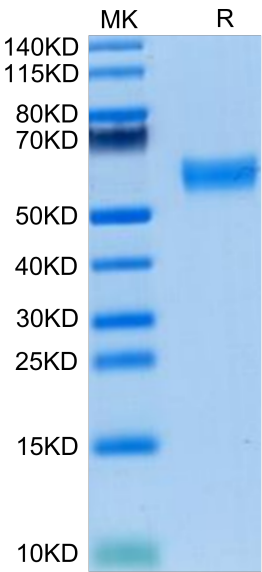
Description	
Source	Recombinant Mouse FLT3 Ligand Protein is expressed from HEK293 with hFc tag at the C-Terminus. It contains Gly27-Gln189.
Accession	P49772-1
Molecular Weight	The protein has a predicted MW of 45.3 kDa. Due to glycosylation, the protein migrates to 55-65 kDa based on Bis-Tris PAGE result.
Endotoxin	Less than 1 EU per µg by the LAL method.
Purity	> 95% as determined by Bis-Tris PAGE > 95% as determined by HPLC

Formulation and Storage	
Formulation	Lyophilized from 0.22µm filtered solution in PBS (pH 7.4). Normally 8% trehalose is added as protectant before lyophilization.
Reconstitution	Dissolve the lyophilized protein in distilled water. Please refer to the Certificate of Analysis for detailed instructions.
Storage	-20 to -80°C for 12 months as supplied from date of receipt. -80°C for 3 months after reconstitution. Recommend to aliquot the protein into smaller quantities for optimal storage. Please minimize freeze-thaw cycles.

Background	
Flt3 Ligand, also known as FL, is an alpha -helical cytokine that promotes the differentiation of multiple hematopoietic cell lineages. Stimulates the proliferation of early hematopoietic cells by activating FLT3. Synergizes well with a number of other colony stimulating factors and interleukins.	

Assay Data

Bis-Tris PAGE



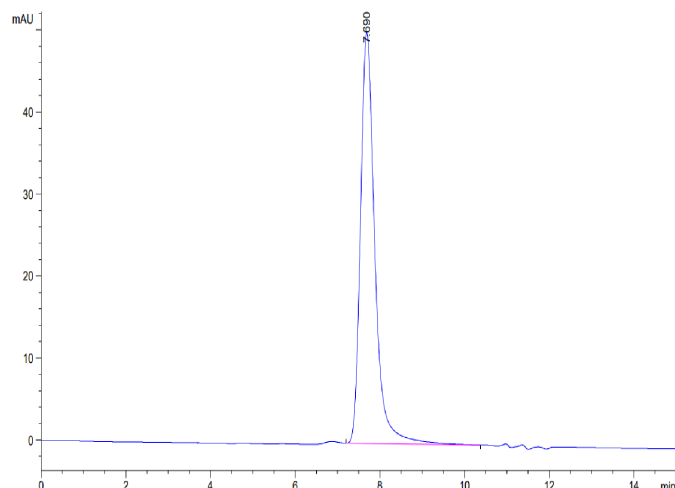
Mouse FLT3 Ligand on Bis-Tris PAGE under reduced condition. The purity is greater than 95%.

SEC-HPLC

## Mouse FLT3 Ligand Protein

Cat. No. FLT-MM23L

### Assay Data

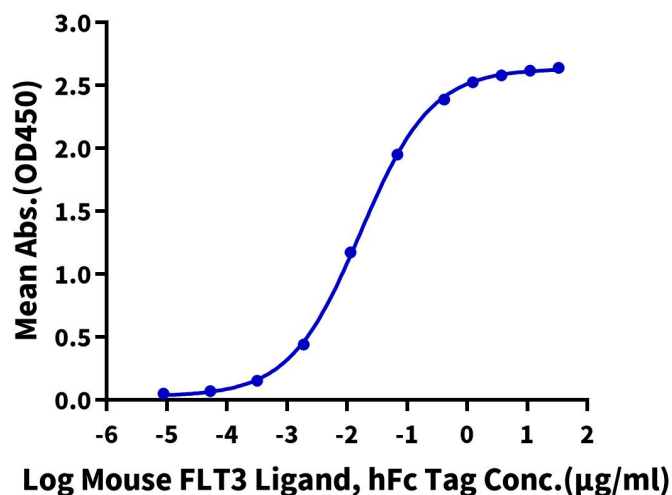


The purity of Mouse FLT3 Ligand is greater than 95% as determined by SEC-HPLC.

### ELISA Data

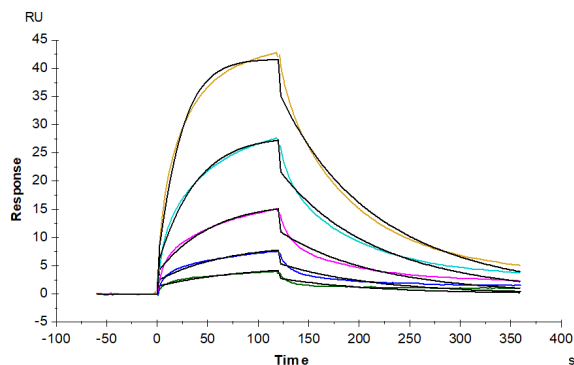
#### Mouse FLT3 Ligand, hFc Tag ELISA

0.2  $\mu$ g Human FLT3, His Tag Per Well



Immobilized Human FLT3, His Tag at 2  $\mu$ g/ml (100  $\mu$ l/well) on the plate. Dose response curve for Mouse FLT3 Ligand, hFc Tag with the EC50 of 16.7ng/ml determined by ELISA (QC Test).

### SPR Data



Mouse FLT3 Ligand, hFc Tag captured on CM5 Chip via Protein A can bind Human FLT3, His Tag with an affinity constant of 13.81 nM as determined in SPR assay (Biacore T200).