

Rat TNFSF15 Protein

Cat. No. FSF-RM215



Description

| | |
|------------------|---|
| Source | Recombinant Rat TNFSF15 Protein is expressed from HEK293 with His tag at the N-terminus. |
| | It contains Thr61-Ile252. |
| Accession | Q8K3Y7 |
| Molecular Weight | The protein has a predicted MW of 22.76 kDa. Due to glycosylation, the protein migrates to 32-40 kDa based on Bis-Tris PAGE result. |
| Endotoxin | Less than 1 EU per µg by the LAL method. |
| Purity | > 95% as determined by Bis-Tris PAGE |
| | > 95% as determined by HPLC |

Formulation and Storage

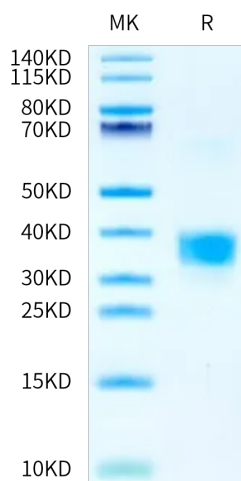
| | |
|----------------|---|
| Formulation | Lyophilized from 0.22 µm filtered solution in PBS (pH 7.4). Normally 8% trehalose is added as protectant before lyophilization. |
| Reconstitution | Dissolve the lyophilized protein in distilled water. Please refer to the Certificate of Analysis for detailed instructions. |
| Storage | -20 to -80°C for 12 months as supplied from date of receipt. -80°C for 3 months after reconstitution. Recommend to aliquot the protein into smaller quantities for optimal storage. Please minimize freeze-thaw cycles. |

Background

TL1A and its functional receptor DR3 are members of the TNF/TNFR superfamilies of proteins. TL1A and DR3 are abundantly localized at inflamed intestinal areas of patients with IBD and mice with experimental ileitis or colitis and actively participate in the immunological pathways that underlie mucosal homeostasis and intestinal inflammation. Recently, an important role was demonstrated for TL1A/DR3 as potential mediators of intestinal fibrosis that is associated with the presence of gut inflammation.

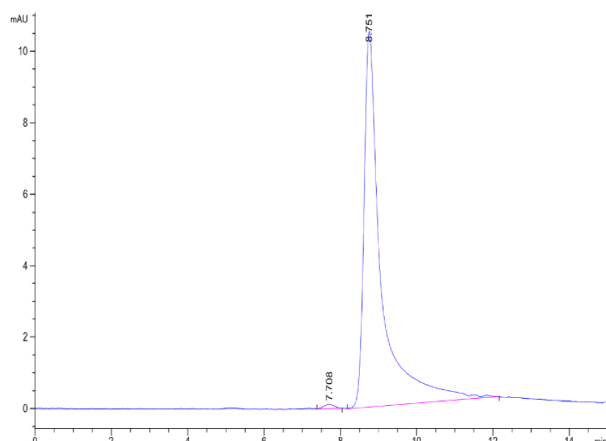
Assay Data

Bis-Tris PAGE



Rat TNFSF15 on Bis-Tris PAGE under reduced condition. The purity is greater than 95%.

SEC-HPLC

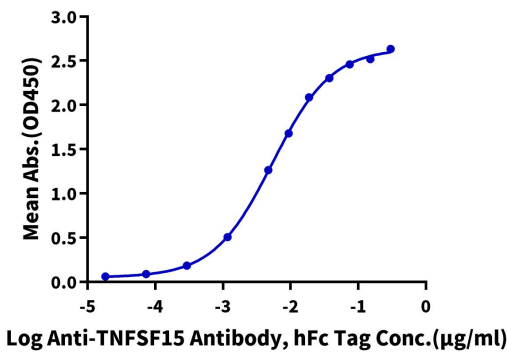


The purity of Rat TNFSF15 is greater than 95% as determined by SEC-HPLC.

Assay Data

ELISA Data

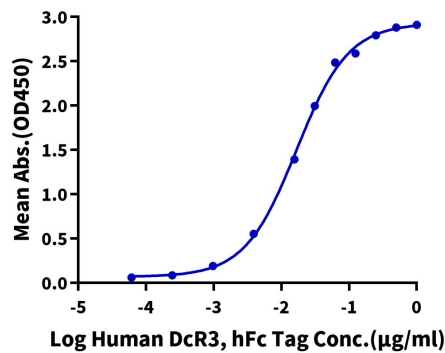
Rat TNFSF15, His Tag ELISA
0.1µg Rat TNFSF15, His Tag Per Well



Immobilized Rat TNFSF15, His Tag at 1 µg/ml (100 µl/well) on the plate. Dose response curve for Anti-TNFSF15 Antibody, hFc Tag with the EC50 of 5.4 ng/ml determined by ELISA.

ELISA Data

Rat TNFSF15, His Tag ELISA
0.1µg Rat TNFSF15, His Tag Per Well



Immobilized Rat TNFSF15, His Tag at 1µg/ml (100µl/well) on the plate. Dose response curve for Human DcR3, hFc Tag with the EC50 of 16.8ng/ml determined by ELISA.