

Biotinylated Human Her2/ErbB2 Protein



Cat. No. HER-HM402B

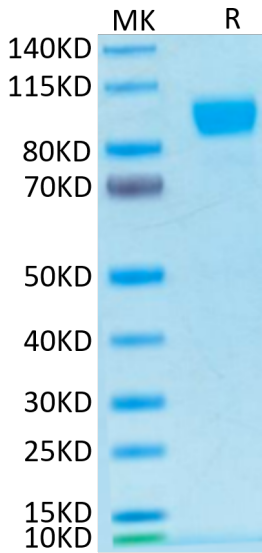
Description	
Source	Recombinant Biotinylated Human Her2/ErbB2 Protein is expressed from HEK293 with His tag and Avi tag at the C-Terminus. It contains Thr23-Thr652.
Accession	P04626-1
Molecular Weight	The protein has a predicted MW of 72.3 kDa. Due to glycosylation, the protein migrates to 80-100 kDa based on Bis-Tris PAGE result.
Endotoxin	Less than 1 EU per µg by the LAL method.
Purity	> 95% as determined by Bis-Tris PAGE > 95% as determined by HPLC

Formulation and Storage	
Formulation	Lyophilized from 0.22µm filtered solution in PBS (pH 7.4). Normally 8% trehalose is added as protectant before lyophilization.
Reconstitution	Dissolve the lyophilized protein in distilled water. Please refer to the Certificate of Analysis for detailed instructions.
Storage	-20 to -80°C for 12 months as supplied from date of receipt. -80°C for 3 months after reconstitution. Recommend to aliquot the protein into smaller quantities for optimal storage. Please minimize freeze-thaw cycles.

Background	
ErbB2, also called Neu and Her2 (human epidermal growth factor receptor 2), is a type I membrane glycoprotein that is a member of the ErbB family of tyrosine kinase receptors. ErbB family members serve as receptors for the epidermal growth factor (EGF) family of growth factors. Upon ERBB2 activation, the MEMO1-RHOA-DIAPH1 signaling pathway elicits the phosphorylation and thus the inhibition of GSK3B at cell membrane.	

Assay Data

Bis-Tris PAGE



Biotinylated Human Her2 on Bis-Tris PAGE under reduced condition. The purity is greater than 95%.

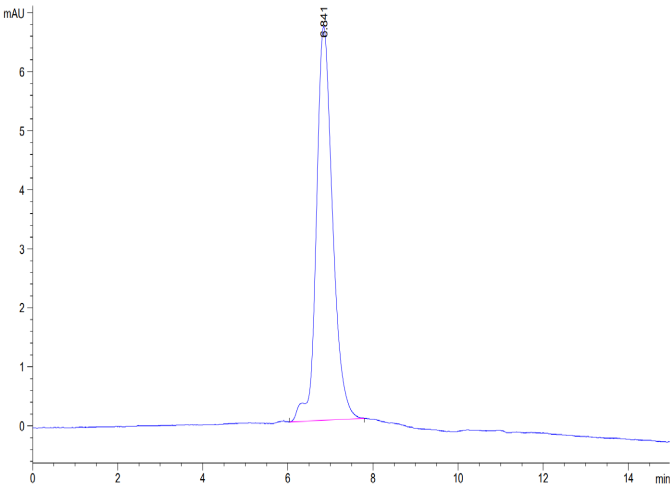
SEC-HPLC

Biotinylated Human Her2/ErbB2 Protein

Cat. No. HER-HM402B



Assay Data

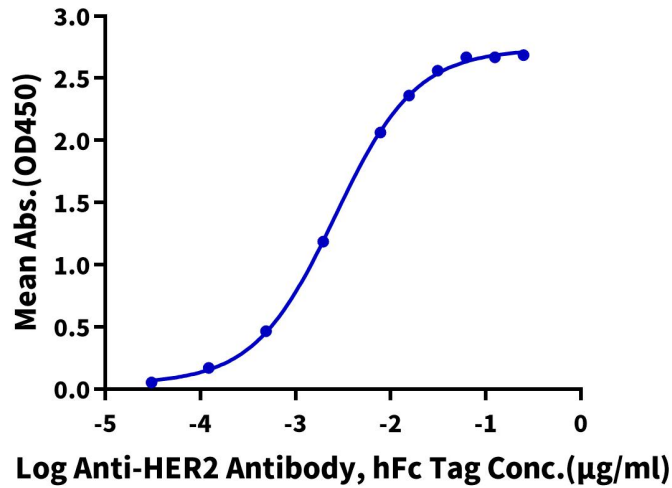


The purity of Biotinylated Human Her2 is greater than 95% as determined by SEC-HPLC.

ELISA Data

Biotinylated Human Her2, His Tag ELISA

0.05µg Biotinylated Human Her2, His Tag Per Well



Immobilized Biotinylated Human Her2, His Tag at 0.5µg/ml (100µl/Well) on streptavidin (5µg/ml) precoated plate. Dose response curve for Anti-HER2 Antibody, hFc Tag with the EC50 of 2.6ng/ml determined by ELISA (QC Test).