

Biotinylated Human Her3/ErbB3 Protein



Cat. No. HER-HM403B

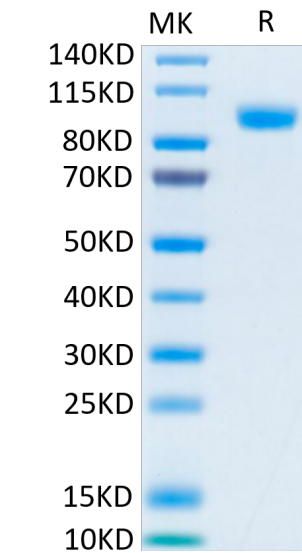
Description	
Source	Recombinant Biotinylated Human Her3/ErbB3 Protein is expressed from HEK293 with His tag and Avi tag at the C-Terminus. It contains Ser20-Thr643.
Accession	P21860-1
Molecular Weight	The protein has a predicted MW of 71.6 kDa. Due to glycosylation, the protein migrates to 90-100 kDa based on Bis-Tris PAGE result.
Endotoxin	Less than 1 EU per µg by the LAL method.
Purity	> 95% as determined by Bis-Tris PAGE > 95% as determined by HPLC

Formulation and Storage	
Formulation	Lyophilized from 0.22 µm filtered solution in PBS (pH 7.4). Normally 8% trehalose is added as protectant before lyophilization.
Reconstitution	Dissolve the lyophilized protein in distilled water. Please refer to the Certificate of Analysis for detailed instructions.
Storage	-20 to -80°C for 12 months as supplied from date of receipt. -80°C for 3 months after reconstitution. Recommend to aliquot the protein into smaller quantities for optimal storage. Please minimize freeze-thaw cycles.

Background	
Her3, also called ErbB3, is a type I membrane glycoprotein that is a member of the ErbB family of tyrosine kinase receptors. Her3 is expressed in keratinocytes, melanocytes, skeletal muscle cells, embryonic myoblasts and Schwann cells. Monomeric Her3 serves as a low affinity receptor for the heregulins (HRG). Mutation leads to a deletion of exons 2-7 of the EGFR gene and renders the mutant receptor incapable of binding any known ligand.	

Assay Data

Bis-Tris PAGE



Biotinylated Human Her3 on Bis-Tris PAGE under reduced condition. The purity is greater than 95%.

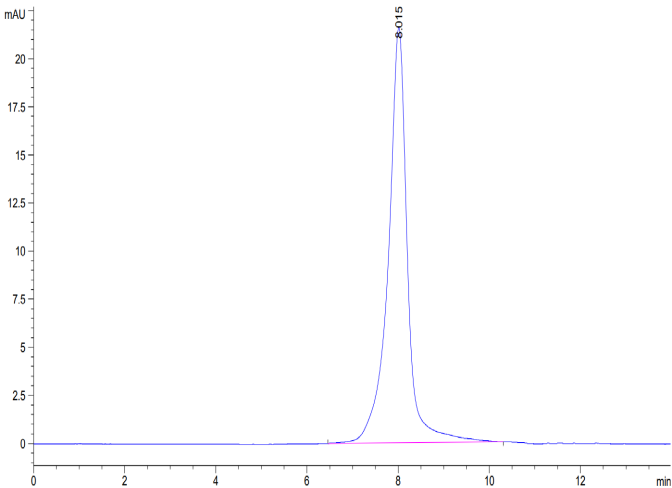
SEC-HPLC

Biotinylated Human Her3/ErbB3 Protein

Cat. No. HER-HM403B



Assay Data

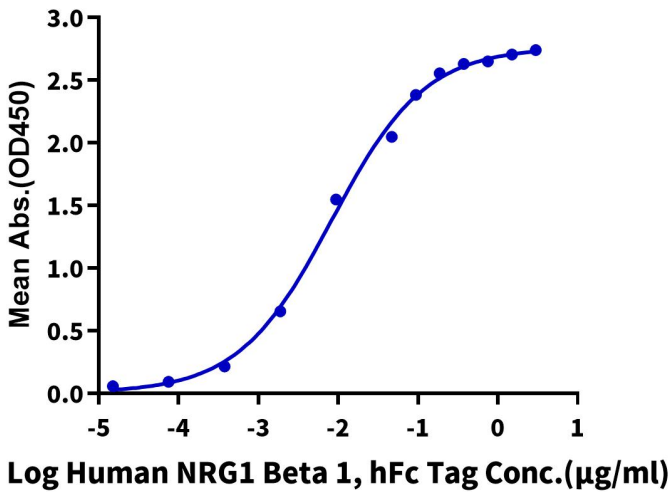


The purity of Biotinylated Human Her3 is greater than 95% as determined by SEC-HPLC.

ELISA Data

Biotinylated Human Her3, His Tag ELISA

0.2µg Biotinylated Human Her3, His Tag Per Well

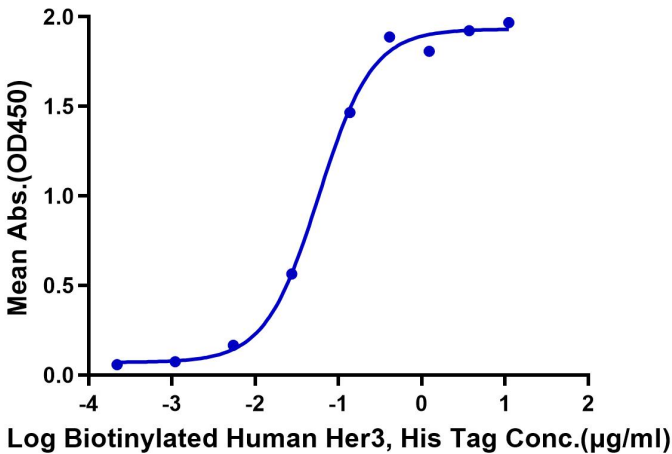


Immobilized Biotinylated Human Her3, His Tag at 2 µg/ml (100 µl/well) on the streptavidin precoated plate (5 µg/ml). Dose response curve for Human NRG1 Beta 1, hFc Tag with the EC50 of 8.3 ng/ml determined by ELISA (QC Test).

ELISA Data

Biotinylated Human Her3, His Tag ELISA

0.2µg Anti-HER3 Antibody, hFc Tag Per Well



Immobilized Anti-Her3 Antibody, hFc Tag at 2 µg/ml (100 µl/well) on the plate. Dose response curve for Biotinylatd Human Her3, His Tag with the EC50 of 58.1 ng/ml determined by ELISA.