

Biotinylated Human Her2/ErbB2 Domain 4 Protein



Cat. No. HER-HM404B

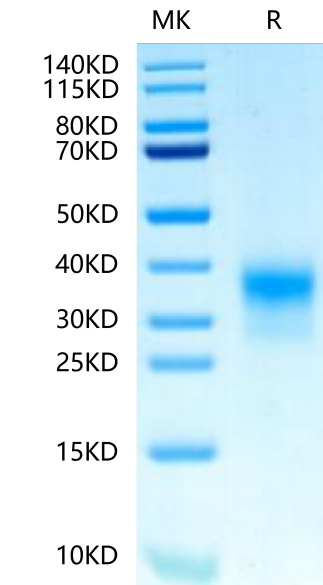
Description	
Source	Recombinant Biotinylated Human Her2/ErbB2 Domain 4 Protein is expressed from HEK293 with His tag and Avi tag at the C-Terminus. It contains Pro489-Cys630.
Accession	P04626-1
Molecular Weight	The protein has a predicted MW of 18.5 kDa. Due to glycosylation, the protein migrates to 28-40 kDa based on Bis-Tris PAGE result.
Endotoxin	Less than 1 EU per µg by the LAL method.
Purity	> 95% as determined by Bis-Tris PAGE > 95% as determined by HPLC

Formulation and Storage	
Formulation	Lyophilized from 0.22µm filtered solution in PBS (pH 7.4). Normally 8% trehalose is added as protectant before lyophilization.
Reconstitution	Dissolve the lyophilized protein in distilled water. Please refer to the Certificate of Analysis for detailed instructions.
Storage	-20 to -80°C for 12 months as supplied from date of receipt. -80°C for 3 months after reconstitution. Recommend to aliquot the protein into smaller quantities for optimal storage. Please minimize freeze-thaw cycles.

Background	
ErbB2, also called Neu and Her2 (human epidermal growth factor receptor 2), is a type I membrane glycoprotein that is a member of the ErbB family of tyrosine kinase receptors. ErbB family members serve as receptors for the epidermal growth factor (EGF) family of growth factors. Upon ERBB2 activation, the MEMO1-RHOA-DIAPH1 signaling pathway elicits the phosphorylation and thus the inhibition of GSK3B at cell membrane. This prevents the phosphorylation of APC and CLASP2, allowing its association with the cell membrane.	

Assay Data

Bis-Tris PAGE



Biotinylated Human Her2 Domain 4 on Bis-Tris PAGE under reduced condition. The purity is greater than 95%.

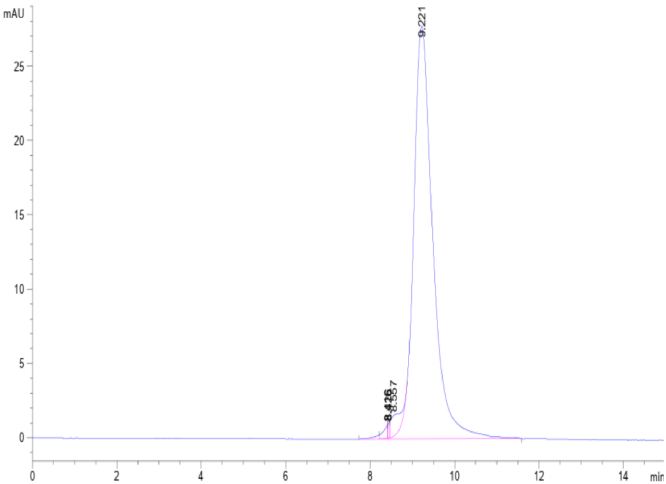
SEC-HPLC

Biotinylated Human Her2/ErbB2 Domain 4 Protein

Cat. No. HER-HM404B



Assay Data

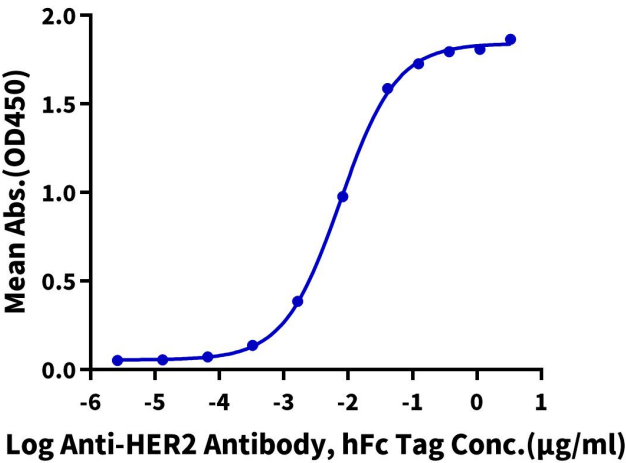


The purity of Biotinylated Human Her2 Domain 4 is greater than 95% as determined by SEC-HPLC.

ELISA Data

Biotinylated Human Her2 Domain 4, His Tag ELISA

0.1µg Biotinylated Human Her2 Domain 4, His Tag Per Well



Immobilized Biotinylated Human Her2 Domain 4, His Tag at 1µg/ml (100µl/well) on the streptavidin precoated plate (5µg/ml). Dose response curve for Anti-HER2 Antibody, hFc Tag with the EC50 of 7.5ng/ml determined by ELISA.