

Biotinylated Human IL-15RA/IL-15 R alpha/CD215 Protein



Cat. No. IL5-HM4RAB

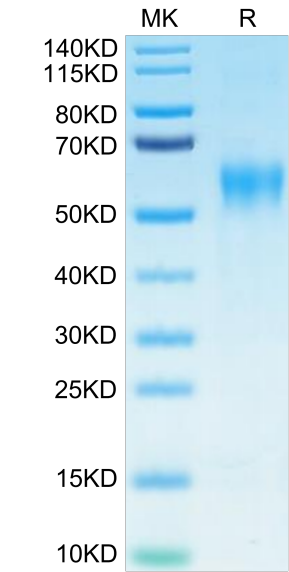
Description	
Source	Recombinant Biotinylated Human IL-15RA/IL-15 R alpha/CD215 Protein is expressed from HEK293 with His tag and Avi tag at the C-Terminus. It contains Ile31-Thr205.
Accession	Q13261-1
Molecular Weight	The protein has a predicted MW of 21.3 kDa. Due to glycosylation, the protein migrates to 50-70 kDa based on Bis-Tris PAGE result.
Endotoxin	Less than 1 EU per µg by the LAL method.
Purity	> 95% as determined by Bis-Tris PAGE > 95% as determined by HPLC

Formulation and Storage	
Formulation	Lyophilized from 0.22µm filtered solution in PBS (pH 7.4). Normally 8% trehalose is added as protectant before lyophilization.
Reconstitution	Dissolve the lyophilized protein in distilled water. Please refer to the Certificate of Analysis for detailed instructions.
Storage	-20 to -80°C for 12 months as supplied from date of receipt. -80°C for 3 months after reconstitution. Recommend to aliquot the protein into smaller quantities for optimal storage. Please minimize freeze-thaw cycles.

Background	
Interleukin-15 receptor alpha (IL-15R alpha) is a high affinity IL-15 binding protein that is crucial for mediating IL-15 functions such as memory CD8 T cell proliferation and NK, NK/T cell, and intestinal intraepithelial lymphocyte development.	

Assay Data

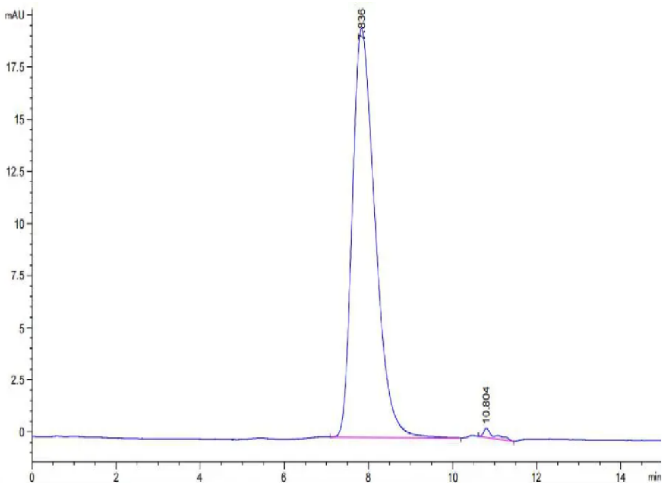
Bis-Tris PAGE



Biotinylated Human IL-15RA on Bis-Tris PAGE under reduced condition. The purity is greater than 95%.

SEC-HPLC

Assay Data

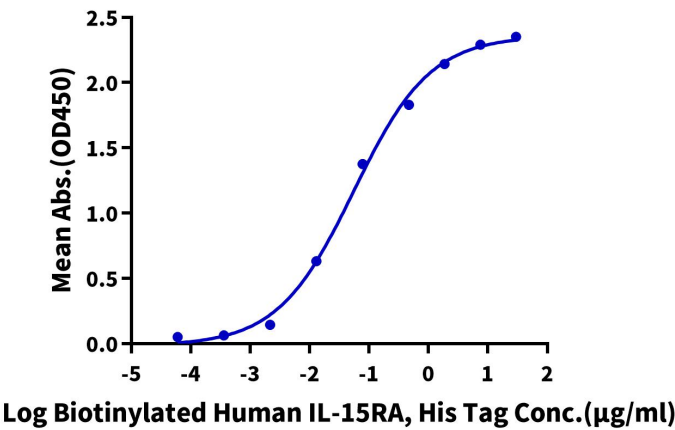


The purity of Biotinylated Human IL-15RA is greater than 95% as determined by SEC-HPLC.

ELISA Data

Biotinylated Human IL-15RA, His Tag ELISA

0.2µg Human IL-15, No Tag Per Well



Immobilized Human IL-15 at 2µg/ml (100µl/Well) on the plate. Dose response curve for Biotinylated Human IL-15RA, His Tag with the EC50 of 55.8ng/ml determined by ELISA.