

Human IL-23R Protein



Cat. No. ILR-HM323

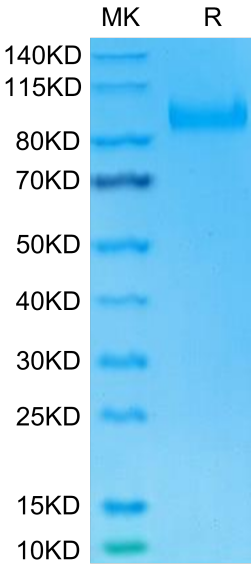
Description	
Source	Recombinant Human IL-23R Protein is expressed from HEK293 with mFc (IgG1) tag at the C-Terminus. It contains Gly24-Gly355.
Accession	Q5VWK5-1
Molecular Weight	The protein has a predicted MW of 63.7 kDa. Due to glycosylation, the protein migrates to 80-115 kDa based on Bis-Tris PAGE result.
Endotoxin	Less than 1 EU per µg by the LAL method.
Purity	> 95% as determined by Bis-Tris PAGE > 95% as determined by HPLC

Formulation and Storage	
Formulation	Lyophilized from 0.22µm filtered solution in PBS (pH 7.4). Normally 8% trehalose is added as protectant before lyophilization.
Reconstitution	Dissolve the lyophilized protein in distilled water. Please refer to the Certificate of Analysis for detailed instructions.
Storage	-20 to -80°C for 12 months as supplied from date of receipt. -80°C for 3 months after reconstitution. Recommend to aliquot the protein into smaller quantities for optimal storage. Please minimize freeze-thaw cycles.

Background	
Interleukin-23 (IL-23), a member of the IL-12 family of cytokines, is a heterodimeric cytokine. It is composed of subunits p40 (shared with IL-12) and p19 (an IL-12 p35-related subunit) and is secreted by several types of immune cells, such as natural killer cells and dendritic cells. The IL-23 receptor is composed of the subunit IL-12Rβ1 and the IL-23-specific subunit IL-23R. The binding of IL-23 to its specific cell surface receptor regulates a number of functions, including proliferation and differentiation of cells and secretion of cell factors.	

Assay Data

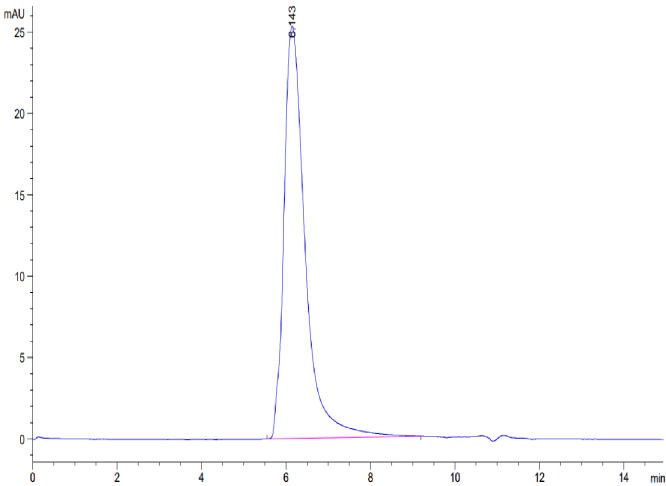
Bis-Tris PAGE



Human IL-23R on Bis-Tris PAGE under reduced condition. The purity is greater than 95%.

SEC-HPLC

Assay Data

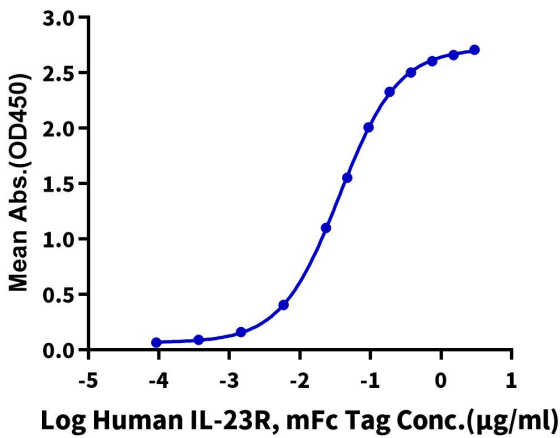


The purity of Human IL-23R is greater than 95% as determined by SEC-HPLC.

ELISA Data

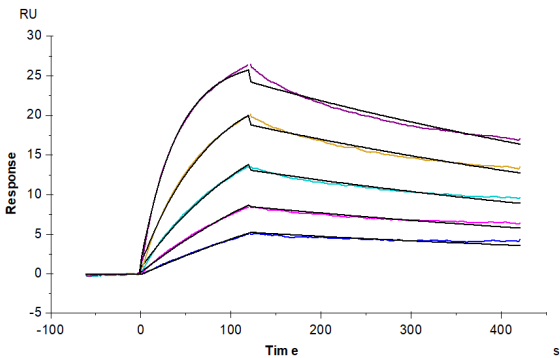
Human IL-23R, mFc Tag ELISA

0.5µg Biotinylated Human IL-23 alpha&IL-12 beta, His Tag Per Well



Immobilized Biotinylated Human IL-23 alpha&IL-12 beta, His Tag at 5µg/ml (100µl/well) on the streptavidin precoated plate (5µg/ml). Dose response curve for Human IL-23R, mFc Tag with the EC50 of 36.4ng/ml determined by ELISA (QC Test).

SPR Data



Human IL-23R, mFc Tag captured on CM5 Chip via Anti-Mouse Antibody can bind Human IL-23 alpha&IL-12 beta, His-Avi Tag with an affinity constant of 11.09 nM as determined in SPR assay (Biacore T200).