

Cynomolgus Integrin alpha V beta 3 (ITGAV&ITGB3) Heterodimer Protein



Cat. No. ITG-CM1V3

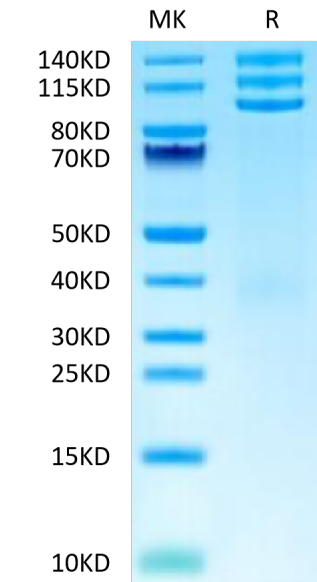
Description	
Source	Recombinant Cynomolgus Integrin alpha V beta 3 (ITGAV&ITGB3) Heterodimer Protein is expressed from HEK293 with His tag at the C-Terminus of ITGAV. It contains Phe31-Pro993(ITGAV) acidic tail and Gly27-Asp718(ITGB3) basic tail.
Accession	A0A2K5WCD3(ITGAV)&A0A2K5WYN9(ITGB3)
Molecular Weight	The protein has a predicted MW of 112.31 kDa (ITGAV) & 81.27 kDa (ITGB3). Due to glycosylation, the protein migrates 95-140 to kDa based on Bis-Tris PAGE result.
Endotoxin	Less than 1 EU per µg by the LAL method.
Purity	> 95% as determined by Bis-Tris PAGE > 95% as determined by HPLC

Formulation and Storage	
Formulation	Lyophilized from 0.22 µm filtered solution in PBS (pH 7.4). Normally 8% trehalose is added as protectant before lyophilization.
Reconstitution	Dissolve the lyophilized protein in distilled water. Please refer to the Certificate of Analysis for detailed instructions.
Storage	-20 to -80°C for 12 months as supplied from date of receipt.-80°C for 3 months after reconstitution.Recommend to aliquot the protein into smaller quantities for optimal storage. Please minimize freeze-thaw cycles.

Background	
ITGAV&ITGB3 binds to NRG1 (via EGF domain) and this binding is essential for NRG1-ERBB signaling. ITGAV&ITGB3 binds to FGF1 and this binding is essential for FGF1 signaling. ITGAV&ITGB3 binds to FGF2 and this binding is essential for FGF2 signaling. ITGAV&ITGB3 binds to IGF1 and this binding is essential for IGF1 signaling. ITGAV&ITGB3 binds to IGF2 and this binding is essential for IGF2 signaling.	

Assay Data

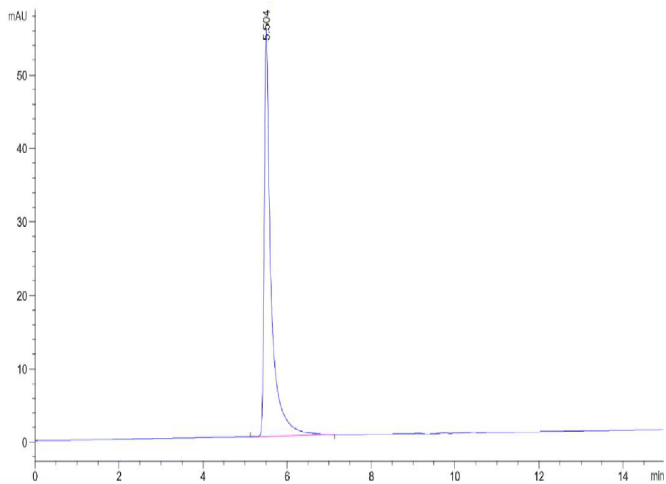
Bis-Tris PAGE



Cynomolgus ITGAV&ITGB3 on Bis-Tris PAGE under reduced condition. The purity is greater than 95%.

SEC-HPLC

Assay Data

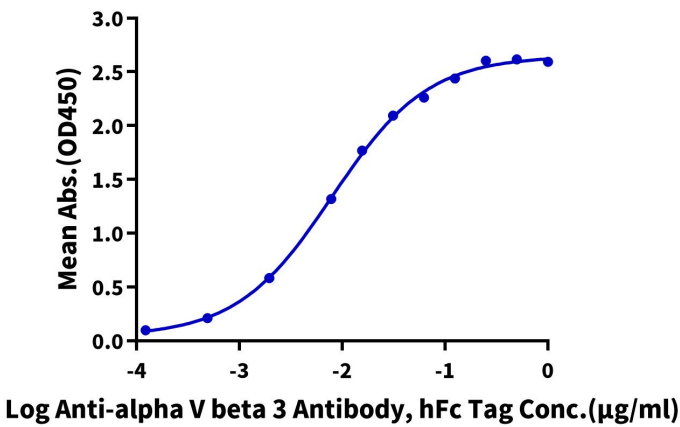


The purity of Cynomolgus ITGAV&ITGB3 is greater than 95% as determined by SEC-HPLC.

ELISA Data

Cynomolgus ITGAV&ITGB3, His Tag ELISA

0.1µg Cynomolgus ITGAV&ITGB3, His Tag Per Well



Immobilized Cynomolgus ITGAV&ITGB3, His Tag at 1µg/ml (100µl/Well) on the plate. Dose response curve for Anti-alpha V beta 3 Antibody, hFc Tag with the EC50 of 8.0ng/ml determined by ELISA.