

Mouse Integrin alpha V beta 6 (ITGAV&ITGB6) Heterodimer Protein



Cat. No. ITG-MM1V6

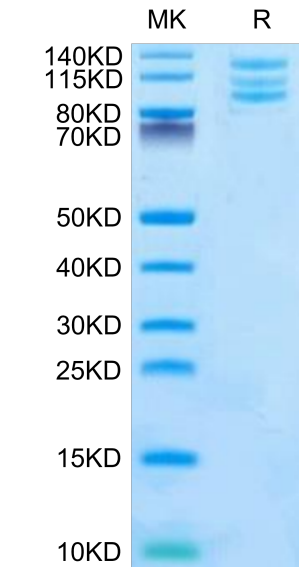
Description	
Source	Recombinant Mouse Integrin alpha V beta 6 (ITGAV&ITGB6) Heterodimer Protein is expressed from HEK293 with His tag at the C-Terminus of ITGAV. It contains Phe31-Val988(ITGAV) acidic tail and Gly22-Asn706(ITGB6) basic tail.
Accession	P43406(ITGAV)&Q9Z0T9(ITGB6)
Molecular Weight	The protein has a predicted MW of 111.6 kDa (ITGAV) & 79.2 kDa (ITGB6). Due to glycosylation, the protein migrates to 90-140 kDa based on Bis-Tris PAGE result.
Endotoxin	Less than 1 EU per µg by the LAL method.
Purity	> 95% as determined by Bis-Tris PAGE > 95% as determined by HPLC

Formulation and Storage	
Formulation	Lyophilized from 0.22µm filtered solution in PBS (pH 7.4). Normally 8% trehalose is added as protectant before lyophilization.
Reconstitution	Dissolve the lyophilized protein in distilled water. Please refer to the Certificate of Analysis for detailed instructions.
Storage	-20 to -80°C for 12 months as supplied from date of receipt. -80°C for 3 months after reconstitution. Recommend to aliquot the protein into smaller quantities for optimal storage. Please minimize freeze-thaw cycles.

Background	
ITGAV&ITGB6 is a receptor for fibronectin and cytotactin. It recognizes the sequence R-G-D in its ligands. Internalisation of integrin alpha-V/beta-6 via clathrin-mediated endocytosis promotes carcinoma cell invasion. ITGAV&ITGB6 acts as a receptor for fibrillin-1 (FBN1) and mediates R-G-D-dependent cell adhesion to FBN1.	

Assay Data

Bis-Tris PAGE



Mouse ITGAV&ITGB6 on Bis-Tris PAGE under reduced condition. The purity is greater than 95%.

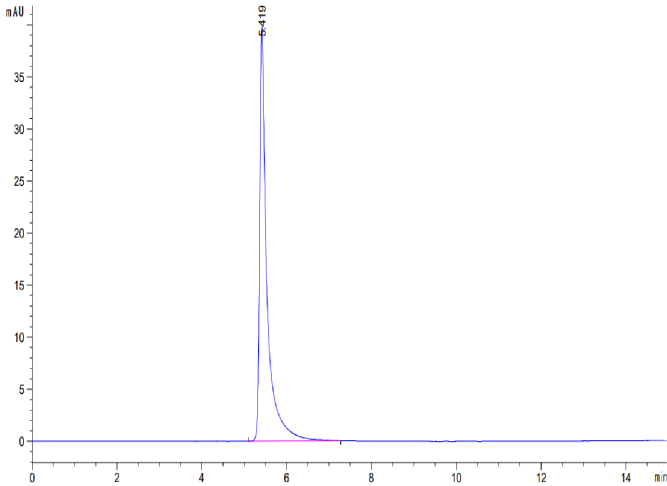
SEC-HPLC

Mouse Integrin alpha V beta 6 (ITGAV&ITGB6) Heterodimer Protein



Cat. No. ITG-MM1V6

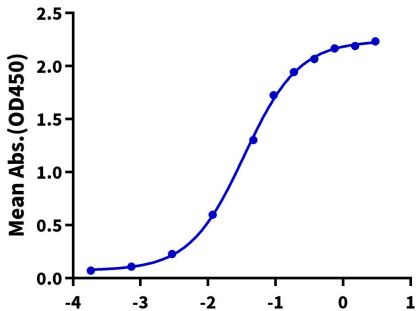
Assay Data



The purity of Mouse ITGAV&ITGB6 is greater than 95% as determined by SEC-HPLC.

ELISA Data

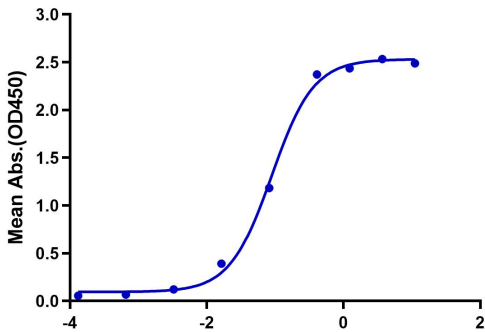
Mouse ITGAV&ITGB6, His Tag ELISA
0.2µg Mouse ITGAV&ITGB6, His Tag Per Well



Immobilized Mouse ITGAV&ITGB6, His Tag at 2µg/ml (100µl/Well) on the plate. Dose response curve for Biotinylated Human Latent TGF beta 1, His-Avi Tag with the EC50 of 34.4ng/ml determined by ELISA (QC Test).

ELISA Data

Mouse ITGAV&ITGB6, His Tag ELISA
0.2µg Mouse ITGAV&ITGB6, His Tag Per Well



Immobilized Mouse ITGAV&ITGB6, His Tag at 2µg/ml (100µl/well) on the plate. Dose response curve for Biotinylated Mouse GARP&Latent TGF beta 1 Complex, His Tag with the EC50 of 89.3ng/ml determined by ELISA.