

Human MADCAM1 Protein

Cat. No. MCM-HM101



Description

Source	Recombinant Human MADCAM1 Protein is expressed from HEK293 with His tag at the C-Terminus.
	It contains Gln19-Gln317.
Accession	Q13477-1
Molecular Weight	The protein has a predicted MW of 32.5 kDa. Due to glycosylation, the protein migrates to 50-70 kDa based on Bis-Tris PAGE result.
Endotoxin	Less than 1 EU per µg by the LAL method.
Purity	> 95% as determined by Bis-Tris PAGE
	> 95% as determined by HPLC

Formulation and Storage

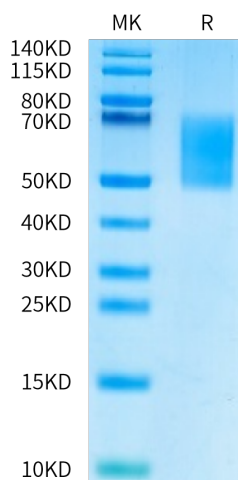
Formulation	Lyophilized from 0.22µm filtered solution in PBS (pH 7.4). Normally 8% trehalose is added as protectant before lyophilization.
Reconstitution	Dissolve the lyophilized protein in distilled water. Please refer to the Certificate of Analysis for detailed instructions.
Storage	-20 to -80°C for 12 months as supplied from date of receipt. -80°C for 3 months after reconstitution. Recommend to aliquot the protein into smaller quantities for optimal storage. Please minimize freeze-thaw cycles.

Background

Mucosal addressin cell adhesion molecule-1 (MAdCAM-1) contributes to the recruitment of donor T cells into the mucosal tissues of the recipient after allogeneic hematopoietic stem cell transplantation (aHSCT). The aim of our study was to determine whether selected single nucleotide polymorphisms (SNPs) of the MADCAM1 gene are associated with development of serious complications after aHSCT.

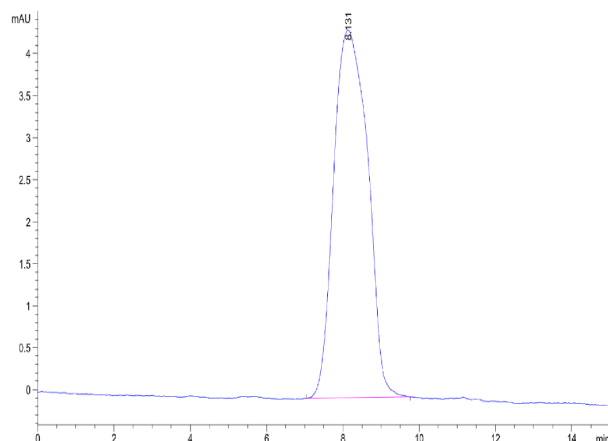
Assay Data

Bis-Tris PAGE



Human MADCAM1 on Bis-Tris PAGE under reduced condition. The purity is greater than 95%.

SEC-HPLC



The purity of Human MADCAM1 is greater than 95% as determined by SEC-HPLC.

Human MADCAM1 Protein

Cat. No. MCM-HM101

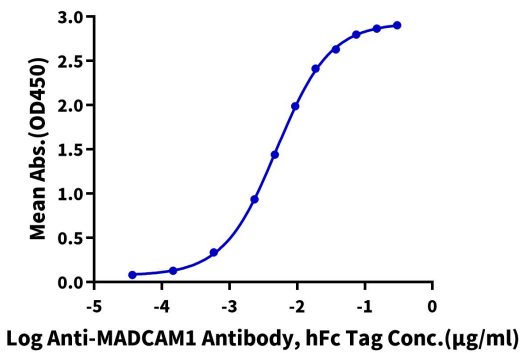


Assay Data

ELISA Data

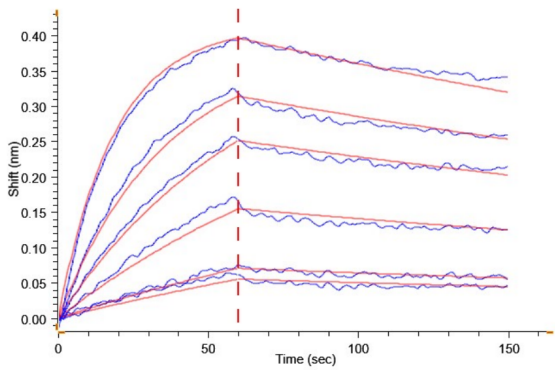
Human MADCAM1, His Tag ELISA

0.05µg Human MADCAM1, His Tag Per Well



Immobilized Human MADCAM1, His Tag at 0.5µg/ml (100µl/Well) on the plate. Dose response curve for Anti-MADCAM1 Antibody, hFc Tag with the EC50 of 5.0ng/ml determined by ELISA (QC Test).

BLI Data



Loaded Anti-MADCAM1 Antibody, hFc Tag on ProA-Biosensor can bind Human MADCAM1, His Tag with an affinity constant of 9.41 nM as determined in BLI assay (Gator® Prime).