

Biotinylated Human HLA-A*02:01&B2M&P53 WT (HMTEVVRRC) Monomer Protein



Cat. No. MHC-HE012B

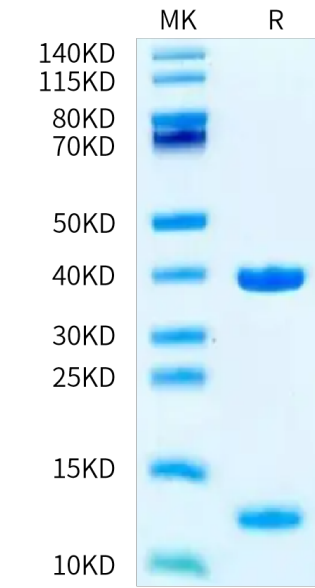
Description	
Source	Recombinant Biotinylated Human HLA-A*02:01&B2M&P53 WT (HMTEVVRRC) Monomer Protein is expressed from E.coli with His tag and Avi tag at the C-Terminus. It contains Gly25-Thr305 (HLA-A*02:01), Ile21-Met119 (B2M) and HMTEVVRRC peptide.
Accession	A0A140T913(HLA-A*02:01)&P61769(B2M)&HMTEVVRRC
Molecular Weight	The protein has a predicted MW of 35.6 kDa (HLA-A*02:01) and 11.9 kDa (B2M) same as Bis-Tris PAGE result.
Endotoxin	Less than 1 EU per µg by the LAL method.
Purity	> 95% as determined by Bis-Tris PAGE > 95% as determined by HPLC

Formulation and Storage	
Formulation	Supplied as 0.22 µm filtered solution in 20mM Tris, 200mM NaCl (pH 8.0).
Storage	Valid for 12 months from date of receipt when stored at -80°C. Recommend to aliquot the protein into smaller quantities for optimal storage. Please minimize freeze-thaw cycles.

Background	
p53 is a tumor suppressor protein. Under stressful conditions, p53 tightly regulates cell growth by promoting apoptosis and DNA repair. When p53 becomes mutated, it loses its function, resulting in abnormal cell proliferation and tumor progression. Depending on the p53 mutation, it has been shown to form aggregates leading to negative gain of function of the protein. p53 mutant associated aggregation has been observed in several cancer tissues and has been shown to promote tumor growth.	

Assay Data

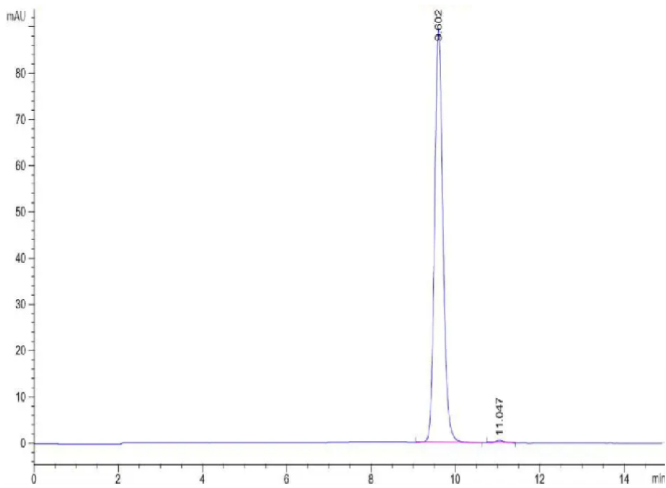
Bis-Tris PAGE



Biotinylated Human HLA-A*02:01&B2M&P53 WT (HMTEVVRRC) Monomer on Bis-Tris PAGE under reduced condition. The purity is greater than 95%.

SEC-HPLC

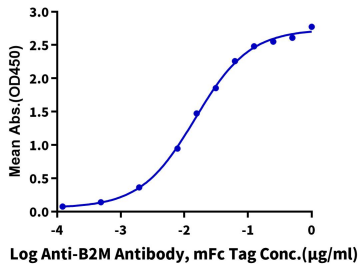
Assay Data



The purity of Biotinylated Human HLA-A*02:01&B2M&P53 WT (HMTEVVRRC) Monomer is greater than 95% as determined by SEC-HPLC.

ELISA Data

Biotinylated Human HLA-A*02:01&B2M&P53 WT (HMTEVVRRC) Monomer, His-Avi Tag ELISA
0.1µg Biotinylated Human HLA-A*02:01&B2M&P53 WT (HMTEVVRRC) Monomer, His-Avi Tag Per Well



Immobilized Biotinylated Human HLA-A*02:01&B2M&P53 WT (HMTEVVRRC) Monomer, His-Avi Tag at 1µg/ml (100µl/Well) on streptavidin (5µg/ml) precoated plate. Dose response curve for Anti-B2M Antibody, mFc Tag with the EC50 of 14.8ng/ml determined by ELISA.