

Biotinylated Human HLA-A*02:01&B2M&MART-1 (EAAGIGILTV) Monomer Protein



Cat. No. MHC-HE034B

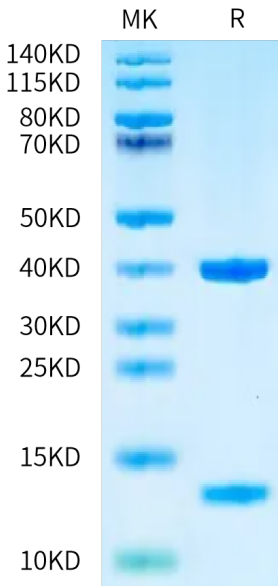
Description	
Source	Recombinant Biotinylated Human HLA-A*02:01&B2M&MART-1 (EAAGIGILTV) Monomer Protein is expressed from E.coli with His tag and Avi tag at the C-terminus. It contains Gly25-Thr305(HLA-A*02:01), Ile21-Met119(B2M) and EAAGIGILTV peptide.
Accession	A0A140T913(HLA-A*02:01)&P61769(B2M)&EAAGIGILTV
Molecular Weight	The protein has a predicted MW of 35.6 kDa (HLA-A*02:01) and 11.9 kDa (B2M) same as Bis-Tris PAGE result.
Endotoxin	Less than 1 EU per µg by the LAL method.
Purity	> 95% as determined by Bis-Tris PAGE > 95% as determined by HPLC

Formulation and Storage	
Formulation	Supplied as 0.22 µm filtered solution in 20mM Tris, 200mM NaCl (pH 8.0).
Storage	Valid for 12 months from date of receipt when stored at -80°C. Recommend to aliquot the protein into smaller quantities for optimal storage. Please minimize freeze-thaw cycles.

Background	
Melanoma antigen recognized by T cell-1 (Mart-1), one of the melanosome-specific proteins, also recognized by cytotoxicity T lymphocytes as a marker. Mart-1 is considered to play a critical role in the immunotherapy for melanoma.	

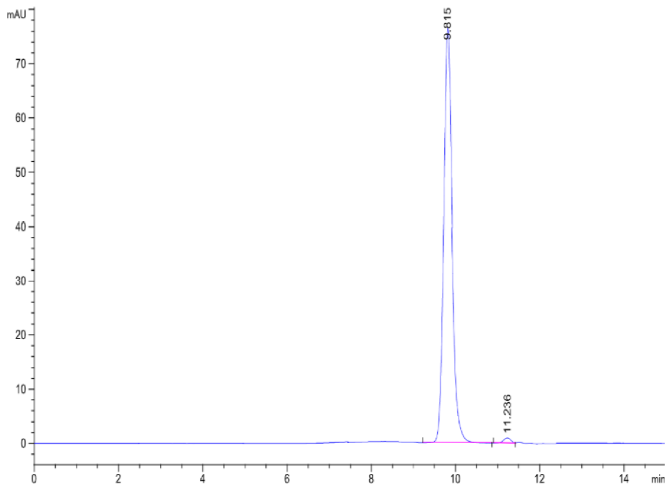
Assay Data

Bis-Tris PAGE



Biotinylated Human HLA-A*02:01&B2M&MART-1 (EAAGIGILTV) Monomer on Bis-Tris PAGE under reduced condition. The purity is greater than 95%.

SEC-HPLC



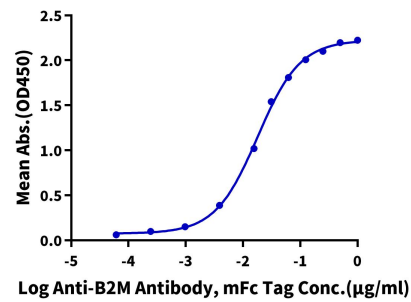
The purity of Biotinylated Human HLA-A*02:01&B2M&MART-1 (EAAGIGILTV) Monomer is greater than 95% as determined by SEC-HPLC.

Cat. No. MHC-HE034B

Assay Data

ELISA Data

Biotinylated Human HLA-A*02:01&B2M&MART-1 (EAAGIGILTV), His-Avi Tag ELISA
0.1µg Biotinylated Human HLA-A*02:01&B2M&MART-1 (EAAGIGILTV), His-Avi Tag Per Well



Immobilized Biotinylated Human HLA-A*02:01&B2M&MART-1 (EAAGIGILTV) Monomer, His-Avi Tag at 1µg/ml (100µl/well) on the plate. Dose response curve for Anti-B2M Antibody, mFc Tag with the EC50 of 18.1ng/ml determined by ELISA.