

Mouse OX40/TNFRSF4/CD134 Protein



Cat. No. OX4-MM440

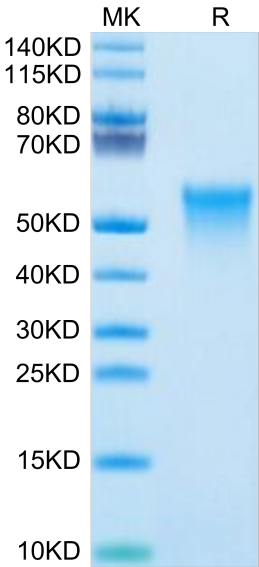
Description	
Source	Recombinant Mouse OX40/TNFRSF4/CD134 Protein is expressed from HEK293 with His tag and Avi tag at the C-Terminus. It contains Val20-Pro211.
Accession	P47741
Molecular Weight	The protein has a predicted MW of 24.2 kDa. Due to glycosylation, the protein migrates to 50-60 kDa based on Bis-Tris PAGE result.
Endotoxin	Less than 1 EU per ug by the LAL method.
Purity	> 95% as determined by Bis-Tris PAGE > 90% as determined by HPLC

Formulation and Storage	
Formulation	Lyophilized from 0.22µm filtered solution in PBS (pH 7.4). Normally 8% trehalose is added as protectant before lyophilization.
Reconstitution	Dissolve the lyophilized protein in distilled water. Please refer to the Certificate of Analysis for detailed instructions.
Storage	-20 to -80°C for 12 months as supplied from date of receipt.-80°C for 3 months after reconstitution.Recommend to aliquot the protein into smaller quantities for optimal storage. Please minimize freeze-thaw cycles.

Background	
Tumor necrosis factor receptor superfamily, member 4 (TNFRSF4), also known as CD134 and OX40 receptor. OX40 is a secondary co-stimulatory immune checkpoint molecule, expressed after 24 to 72 hours following activation; its ligand, OX40L, is also not expressed on resting antigen presenting cells, but is following their activation.	

Assay Data

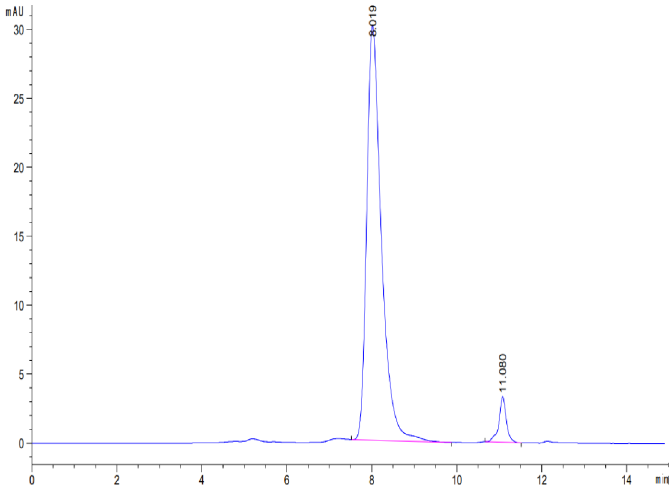
Bis-Tris PAGE



Mouse OX40 on Bis-Tris PAGE under reduced condition. The purity is greater than 95%.

SEC-HPLC

Assay Data

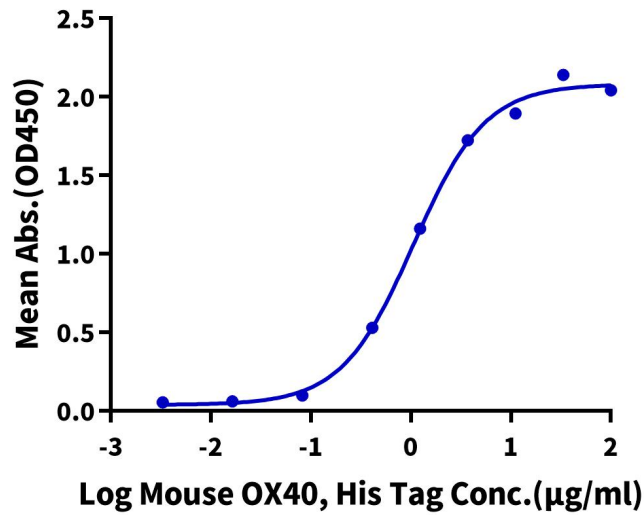


The purity of Mouse OX40 is greater than 90% as determined by SEC-HPLC.

ELISA Data

Mouse OX40, His Tag ELISA

0.5µg Mouse OX40 Ligand, hFc Tag Per Well



Immobilized Mouse OX40 Ligand, hFc Tag at 5µg/ml (100µl/well) on the plate. Dose response curve for Mouse OX40, His Tag with the EC50 of 1.06µg/ml determined by ELISA.