

Human PCSK9 Protein

Cat. No. PCS-HM190



Description

Source	Recombinant Human PCSK9 Protein is expressed from HEK293 with His tag at the C-Terminus.
	It contains Gln31-Gln692.
Accession	Q8NBP7-1
Molecular Weight	Due to autocatalytic cleavage, the protein release the pro-form (59 kDa) and mature form (14 kDa). Due to glycosylation, the protein migrates to 65-68 kDa (pro-form) and 15kDa (mature form) based on Bis-Tris PAGE result.
Endotoxin	Less than 1 EU per µg by the LAL method.
Purity	> 95% as determined by Bis-Tris PAGE
	> 95% as determined by HPLC

Formulation and Storage

Formulation	Supplied as 0.22µm filtered solution in 20mM PB, 300mM NaCl, 10% Glycerol (pH 7.4).
Storage	Valid for 12 months from date of receipt when stored at -80°C. Recommend to aliquot the protein into smaller quantities for optimal storage. Please minimize freeze-thaw cycles.

Background

Proprotein convertase subtilisin/kexin type 9 (PCSK9) is an enzyme encoded by the PCSK9 gene in humans on chromosome 1. The first two PCSK9 inhibitors, alirocumab and evolocumab, were approved as once every two week injections, by the U.S. Food and Drug Administration in 2015 for lowering LDL-particle concentrations when statins and other drugs were not sufficiently effective or poorly tolerated.

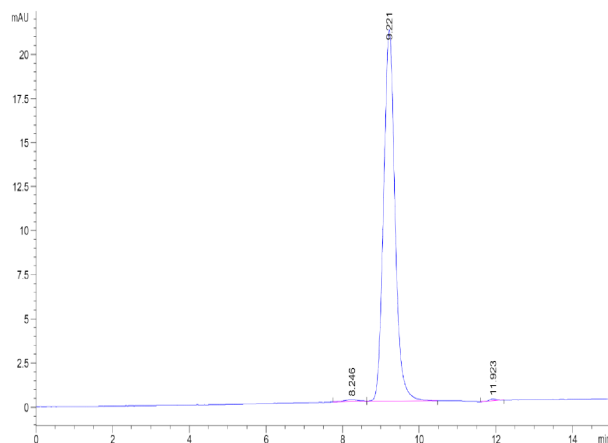
Assay Data

Bis-Tris PAGE



Human PCSK9 on Bis-Tris PAGE under reduced condition. The purity is greater than 95%.

SEC-HPLC



The purity of Human PCSK9 is greater than 95% as determined by SEC-HPLC.

Human PCSK9 Protein

Cat. No. PCS-HM190

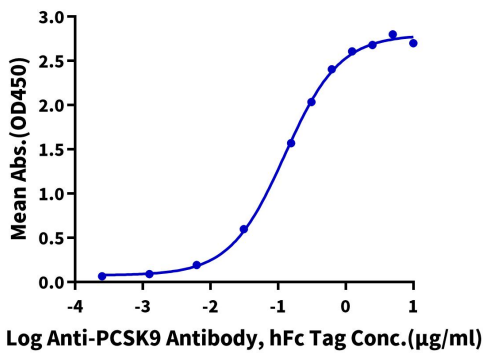


Assay Data

ELISA Data

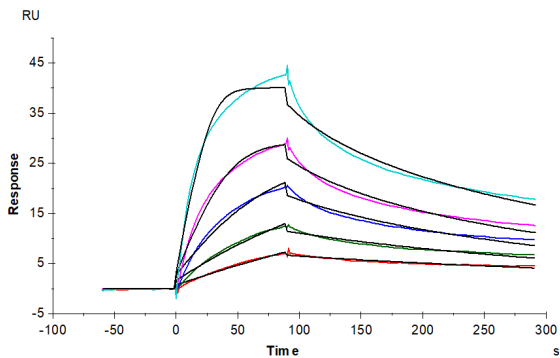
Human PCSK9, His Tag ELISA

0.2µg Human PCSK9, His Tag Per Well



Immobilized Human PCSK9, His Tag at 2µg/ml (100µl/Well) on the plate. Dose response curve for Anti-PCSK9 antibody, hFc Tag with the EC50 of 0.13µg/ml determined by ELISA (QC Test).

SPR Data



Human LDLR, His Tag immobilized on CM5 Chip can bind Human PCSK9, His Tag with an affinity constant of 0.35 nM as determined in SPR assay (Biacore T200).