

Biotinylated Human PDGF R beta/CD140b Protein



Cat. No. PGF-HM4RBB

Description

Source	Recombinant Biotinylated Human PDGF R beta/CD140b Protein is expressed from HEK293 with His tag and Avi tag at the C-Terminus.
	It contains Leu33-Phe530.
Accession	P09619
Molecular Weight	The protein has a predicted MW of 59 kDa. Due to glycosylation, the protein migrates to 78-115 kDa based on Bis-Tris PAGE result.
Endotoxin	Less than 1 EU per µg by the LAL method.
Purity	> 95% as determined by Bis-Tris PAGE
	> 95% as determined by HPLC

Formulation and Storage

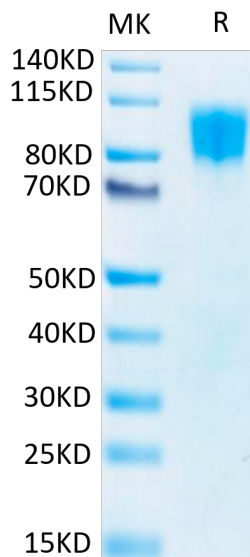
Formulation	Lyophilized from 0.22µm filtered solution in PBS (pH 7.4). Normally 8% trehalose is added as protectant before lyophilization.
Reconstitution	Dissolve the lyophilized protein in distilled water. Please refer to the Certificate of Analysis for detailed instructions.
Storage	-20 to -80°C for 12 months as supplied from date of receipt. -80°C for 3 months after reconstitution. Recommend to aliquot the protein into smaller quantities for optimal storage. Please minimize freeze-thaw cycles.

Background

PDGF is a major serum mitogen that can exist as a homo or hetero-dimeric protein consisting of disulfide-linked PDGF-A and PDGF-B chains. The PDGF-AA, PDGF-BB and PDGF-AB isoforms have been shown to bind to two distinct cell surface PDGF receptors with different affinities. Where as PDGF R alpha binds all three PDGF isoforms with high affinity, PDGF R beta binds PDGF-BB only with high-affinity. PDGF R plays an essential role in blood vessel development by promoting proliferation, migration and recruitment of pericytes and smooth muscle cells to endothelial cells. Plays a role in the migration of vascular smooth muscle cells and the formation of neointima at vascular injury sites.

Assay Data

Bis-Tris PAGE



Biotinylated Human PDGF R beta on Bis-Tris PAGE under reduced conditions. The purity is greater than 95%.

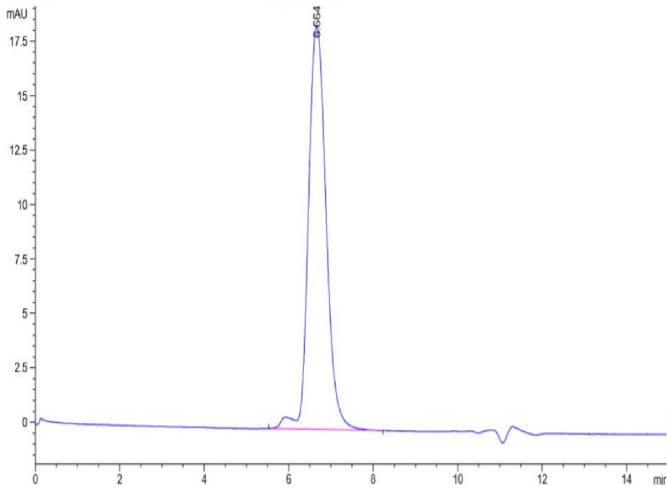
SEC-HPLC

Biotinylated Human PDGF R beta/CD140b Protein

Cat. No. PGF-HM4RBB



Assay Data

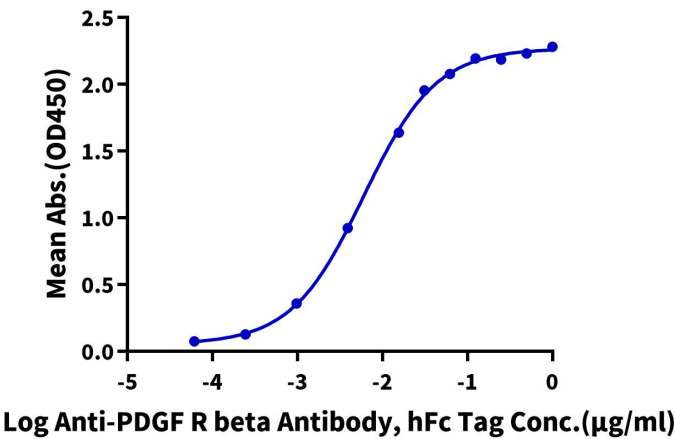


The purity of Biotinylated Human PDGF R beta is greater than 95% as determined by SEC-HPLC.

ELISA Data

Biotinylated Human PDGF R beta, His-Avi Tag ELISA

0.1µg Biotinylated Human PDGF R beta, His-Avi Tag Per Well



Immobilized Biotinylated Human PDGF R beta, His-Avi Tag at 1µg/ml (100µl/well) on the streptavidin precoated plate (5µg/ml). Dose response curve for Anti-PDGF R beta Antibody, hFc Tag with the EC50 of 6.0ng/ml determined by ELISA (QC Test).