

Biotinylated Human/Cynomolgus/Rhesus macaque ROR1 Protein



Cat. No. ROR-HM401B

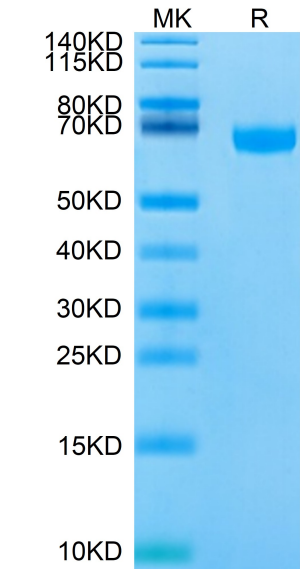
Description	
Source	Recombinant Biotinylated Human/Cynomolgus/Rhesus macaque ROR1 Protein is expressed from HEK293 with His tag and Avi tag at the C-Terminus. It contains Gln30-Glu403.
Accession	Q01973-1(Human) / A0A2K5WTX7(Cynomolgus) / F6RUP2(Rhesus macaque)
Molecular Weight	The protein has a predicted MW of 44.9 kDa. Due to glycosylation, the protein migrates to 55-70 kDa based on Bis-Tris PAGE result.
Endotoxin	Less than 1 EU per µg by the LAL method.
Purity	> 95% as determined by Bis-Tris PAGE > 95% as determined by HPLC

Formulation and Storage	
Formulation	Lyophilized from 0.22µm filtered solution in PBS (pH 7.4). Normally 8% trehalose is added as protectant before lyophilization.
Reconstitution	Dissolve the lyophilized protein in distilled water. Please refer to the Certificate of Analysis for detailed instructions.
Storage	-20 to -80°C for 24 months as supplied from date of receipt.-80°C for 3 months after reconstitution.Recommend to aliquot the protein into smaller quantities for optimal storage. Please minimize freeze-thaw cycles.

Background	
ROR1 (Receptor tyrosine kinase-like orphan receptor 1), also known as neurotrophic tyrosine kinase receptor-related 1 (NTRKR1), is a member of the ROR family within receptor tyrosine kinases (RTK) superfamily. Two ROR family members (ROR1 and ROR2) have been identified and are characterized by the intracellular tyrosine kinase domains, highly related to those of the Trk-family receptor tyrosine kinases, and by the extracellular Frizzled-like cysteine-rich domains and kringle domains, which are common to receptors of the Wnt family members.	

Assay Data

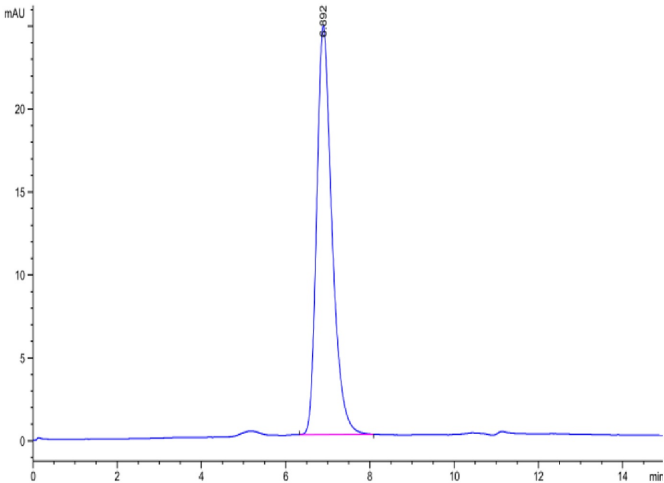
Bis-Tris PAGE



Biotinylated Human/Cynomolgus/Rhesus macaque ROR1 on Bis-Tris PAGE under reduced condition. The purity is greater than 95%.

SEC-HPLC

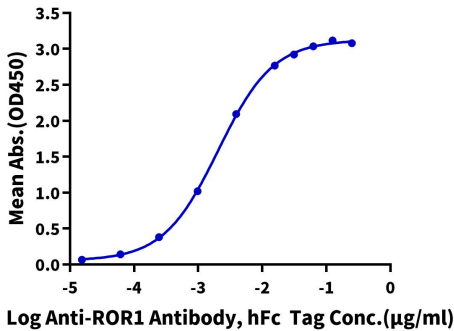
Assay Data



The purity of Biotinylated Human/Cynomolgus/Rhesus macaque ROR1 is greater than 95% as determined by SEC-HPLC.

ELISA Data

Biotinylated Human/Cynomolgus/Rhesus macaque ROR1, His Tag ELISA
0.1µg Biotinylated Human/Cynomolgus/Rhesus macaque ROR1, His Tag Per Well



Immobilized Biotinylated Human/Cynomolgus/Rhesus macaque ROR1, His Tag at 1µg/ml (100µl/well) on the streptavidin precoated plate (5µg/ml). Dose response curve for Anti-ROR1 Antibody, hFc Tag with the EC50 of 2.1ng/ml determined by ELISA.