

Biotinylated Human SLAMF7/CRACC/CD319 Protein



Cat. No. SMF-HM407B

Description

Source	Recombinant Biotinylated Human SLAMF7/CRACC/CD319 Protein is expressed from HEK293 with His tag and Avi tag at the C-Terminus.
	It contains Ser23-Met226
Accession	Q9NQ25-1
Molecular Weight	The protein has a predicted MW of 25.3 kDa. Due to glycosylation, the protein migrates to 40-60 kDa based on Bis-Tris PAGE result.
Endotoxin	Less than 1 EU per µg by the LAL method.
Purity	> 95% as determined by Bis-Tris PAGE
	> 95% as determined by HPLC

Formulation and Storage

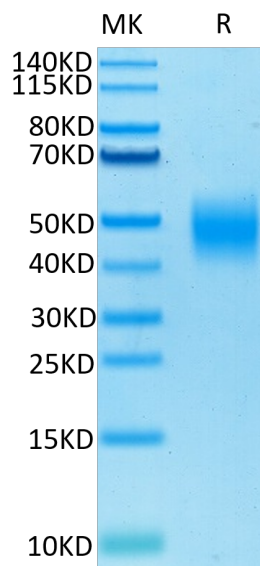
Formulation	Lyophilized from 0.22µm filtered solution in PBS (pH 7.4). Normally 8% trehalose is added as protectant before lyophilization.
Reconstitution	Dissolve the lyophilized protein in distilled water. Please refer to the Certificate of Analysis for detailed instructions.
Storage	-20 to -80°C for 24 months as supplied from date of receipt. -80°C for 3 months after reconstitution. Recommend to aliquot the protein into smaller quantities for optimal storage. Please minimize freeze-thaw cycles.

Background

CD2-like receptor activating cytotoxic cells (CRACC), also known as CS1, novel Ly9, SLAMF7, and CD319, is a 65-75 kDa type I transmembrane glycoprotein in the SLAM subgroup of the CD2 family. Self-ligand receptor of the signaling lymphocytic activation molecule (SLAM) family. SLAM receptors triggered by homo- or heterotypic cell-cell interactions are modulating the activation and differentiation of a wide variety of immune cells and thus are involved in the regulation and interconnection of both innate and adaptive immune response.

Assay Data

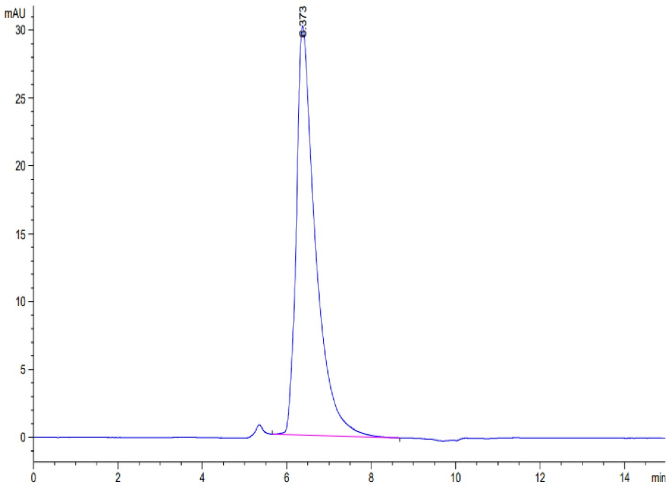
Bis-Tris PAGE



Biotinylated Human SLAMF7 on Bis-Tris PAGE under reduced condition. The purity is greater than 95%.

SEC-HPLC

Assay Data

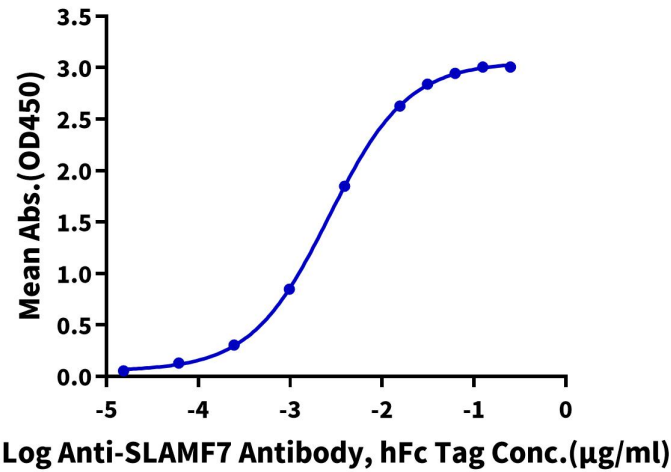


The purity of Biotinylated Human SLAMF7 is greater than 95% as determined by SEC-HPLC.

ELISA Data

Biotinylated Human SLAMF7, His Tag ELISA

0.2µg Biotinylated Human SLAMF7, His Tag Per Well



Immobilized Biotinylated Human SLAMF7, His Tag at 2µg/ml (100µl/well) on the streptavidin precoated plate (5µg/ml). Dose response curve for Anti-SLAMF7 Antibody, hFc Tag with the EC50 of 2.7ng/ml determined by ELISA.