

Biotinylated Human SIRP alpha/CD172a Protein



Cat. No. SRP-HM572B

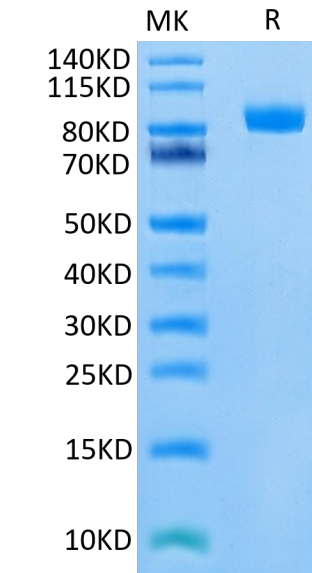
Description	
Source	Recombinant Biotinylated Human SIRP alpha/CD172a Protein is expressed from HEK293 with hFc tag and Avi tag at the C-Terminus. It contains Glu31-Arg370.
Accession	P78324-1
Molecular Weight	The protein has a predicted MW of 66.1 kDa. Due to glycosylation, the protein migrates to 78-90 kDa based on Bis-Tris PAGE result.
Endotoxin	Less than 1 EU per µg by the LAL method.
Purity	> 95% as determined by Bis-Tris PAGE > 95% as determined by HPLC

Formulation and Storage	
Formulation	Lyophilized from 0.22µm filtered solution in PBS (pH 7.4). Normally 8% trehalose is added as protectant before lyophilization.
Reconstitution	Dissolve the lyophilized protein in distilled water. Please refer to the Certificate of Analysis for detailed instructions.
Storage	-20 to -80°C for 12 months as supplied from date of receipt.-80°C for 3 months after reconstitution.Recommend to aliquot the protein into smaller quantities for optimal storage. Please minimize freeze-thaw cycles.

Background	
Signal regulatory protein α (SIRPα) is a regulatory membrane glycoprotein from SIRP family expressed mainly by myeloid cells and also by stem cells or neurons.SIRPα acts as inhibitory receptor and interacts with a broadly expressed transmembrane protein CD47 also called the "don't eat me" signal.Cancer cells highly expressed CD47 that activate SIRP α and inhibit macrophage-mediated destruction.	

Assay Data

Bis-Tris PAGE



Biotinylated Human SIRP alpha on Bis-Tris PAGE under reduced condition. The purity is greater than 95%.

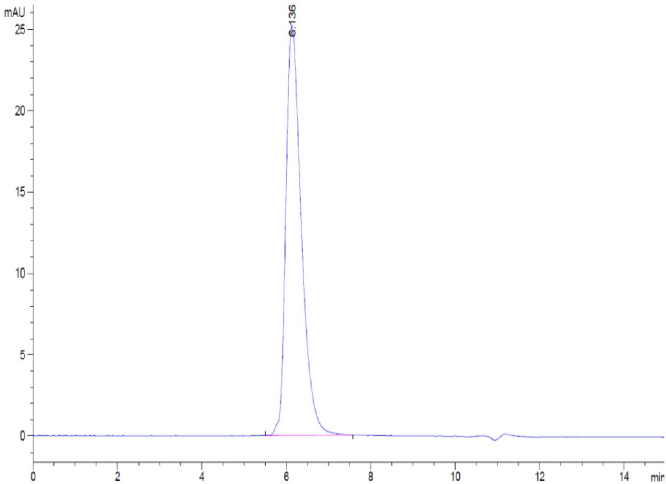
SEC-HPLC

Biotinylated Human SIRP alpha/CD172a Protein

Cat. No. SRP-HM572B



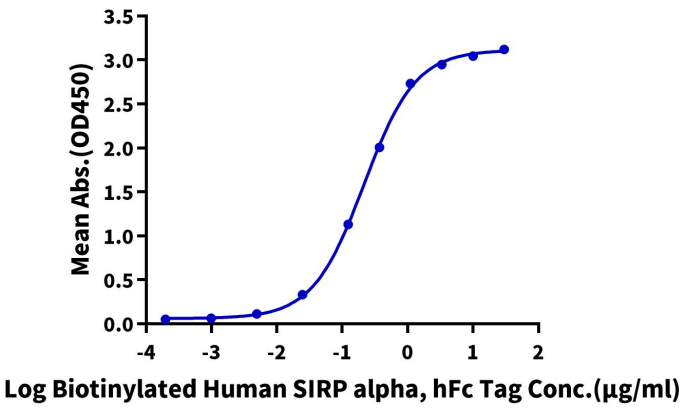
Assay Data



The purity of Biotinylated Human SIRP alpha is greater than 95% as determined by SEC-HPLC.

ELISA Data

Biotinylated Human SIRP alpha, hFc Tag ELISA
0.2µg Human CD47, His Tag Per Well



Immobilized Human CD47, His Tag at 2µg/ml (100µl/well) on the plate. Dose response curve for Biotinylated Human SIRP alpha, hFc Tag with the EC50 of 0.22µg/ml determined by ELISA.