

Ferret TNF alpha Protein

Cat. No. TNF-FE00A



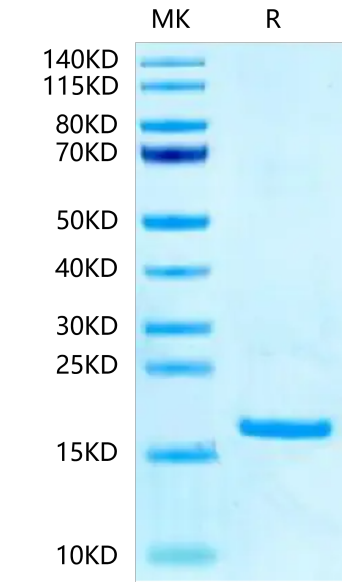
Description	
Source	Recombinant Ferret TNF alpha Protein is expressed from E.coli without tag. It contains Val77-Leu233.
Accession	A3FBF1
Molecular Weight	The protein has a predicted MW of 17.21 kDa same as Bis-Tris PAGE result.
Endotoxin	Less than 1 EU per µg by the LAL method.
Purity	> 95% as determined by Bis-Tris PAGE > 95% as determined by HPLC

Formulation and Storage	
Formulation	Lyophilized from 0.22 µm filtered solution in PBS (pH 7.4). Normally 8% trehalose is added as protectant before lyophilization.
Reconstitution	Dissolve the lyophilized protein in distilled water. Please refer to the Certificate of Analysis for detailed instructions.
Storage	-20 to -80°C for 12 months as supplied from date of receipt. -80°C for 3 months after reconstitution. Recommend to aliquot the protein into smaller quantities for optimal storage. Please minimize freeze-thaw cycles.

Background	
Tumor necrosis factor alpha (TNF-alpha), also known as cachectin and TNFSF2, is the prototypic ligand of the TNF superfamily. It is a pleiotropic molecule that plays a central role in inflammation, immune system development, apoptosis, and lipid metabolism. Cytokine that binds to TNFRSF1A/TNFR1 and TNFRSF1B/TNFR2. It is mainly secreted by macrophages and can induce cell death of certain tumor cell lines. It is potent pyrogen causing fever by direct action or by stimulation of interleukin-1 secretion and is implicated in the induction of cachexia. Under certain conditions it can stimulate cell proliferation and induce cell differentiation.	

Assay Data

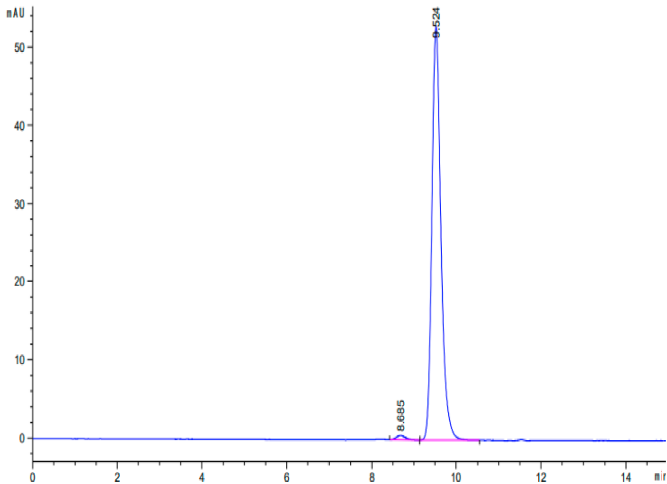
Bis-Tris PAGE



Ferret TNF alpha on Bis-Tris PAGE under reduced condition. The purity is greater than 95%.

SEC-HPLC

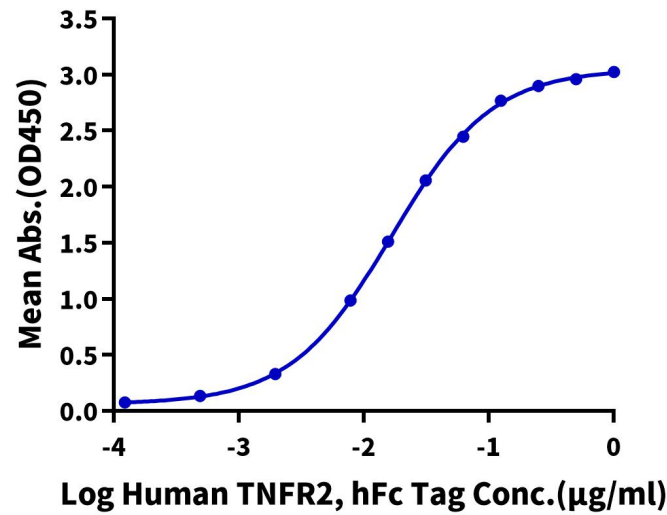
Assay Data



The purity of Ferret TNF alpha is greater than 95% as determined by SEC-HPLC.

ELISA Data

Ferret TNF-alpha, No Tag ELISA
0.1µg Ferret TNF-alpha, No Tag Per Well



Immobilized Ferret TNF-alpha, No Tag at 1µg/ml (100µl/well) on the plate. Dose response curve for Human TNFR2, hFc Tag with the EC50 of 16.6ng/ml determined by ELISA (QC Test).