

Human VLDLR Protein

Cat. No. VDR-HM101



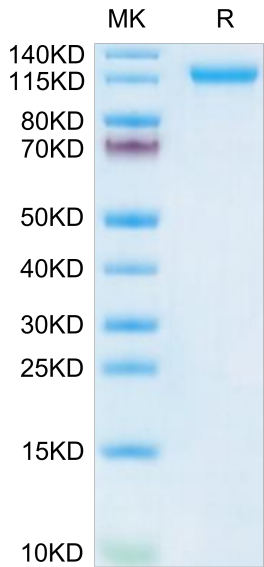
Description	
Source	Recombinant Human VLDLR Protein is expressed from HEK293 with His tag at the C-Terminus. It contains Gly28-Ser797.
Accession	P98155-1
Molecular Weight	The protein has a predicted MW of 85.9 kDa. Due to glycosylation, the protein migrates to 115-125 kDa based on Bis-Tris PAGE result.
Endotoxin	Less than 1 EU per µg by the LAL method.
Purity	> 95% as determined by Bis-Tris PAGE > 95% as determined by HPLC

Formulation and Storage	
Formulation	Lyophilized from 0.22µm filtered solution in PBS (pH 7.4). Normally 8% trehalose is added as protectant before lyophilization.
Reconstitution	Dissolve the lyophilized protein in distilled water. Please refer to the Certificate of Analysis for detailed instructions.
Storage	-20 to -80°C for 12 months as supplied from date of receipt. -80°C for 3 months after reconstitution. Recommend to aliquot the protein into smaller quantities for optimal storage. Please minimize freeze-thaw cycles.

Background	
VLDLR cerebellar hypoplasia (VLDLR-CH) is characterized by non-progressive congenital ataxia that is predominantly truncal and results in delayed ambulation, moderate-to-profound intellectual disability, dysarthria, strabismus, and seizures.VLDLR-CH is inherited in an autosomal recessive manner. Carrier testing for at-risk relatives, prenatal testing for a pregnancy at increased risk and preimplantation genetic testing are possible when the pathogenic variants in a family are known.	

Assay Data

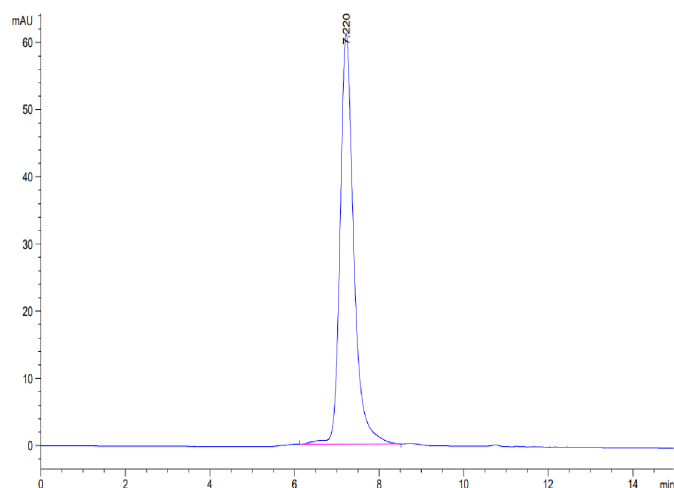
Bis-Tris PAGE



Human VLDLR on Bis-Tris PAGE under reduced condition. The purity is greater than 95%.

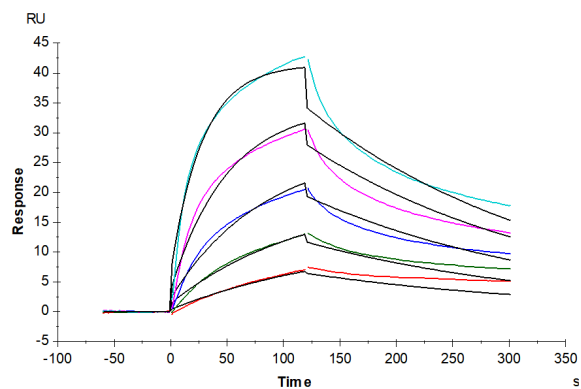
SEC-HPLC

Assay Data



The purity of Human VLDLR is greater than 95% as determined by SEC-HPLC.

SPR Data



Human VLDLR, His Tag immobilized on CM5 Chip can bind Human PCSK9, His Tag with an affinity constant of 0.72 nM as determined in SPR assay (Biacore T200).