

HTATIP2 Antibody, Rabbit PAb, Antigen Affinity Purified



Sino Biological
Biological Solution Specialist

Catalog Number: 203334-T40

GENERAL INFORMATION

Immunogen:	E. coli-derived Human HTATIP2 fragment
Preparation	Produced in rabbits immunized with E. coli-derived Human HTATIP2 fragment, and purified by antigen affinity chromatography.
Ig Type:	Rabbit IgG
Specificity:	Human HTATIP2
Formulation:	PBS, pH7.0 with 0.03% Proclin300
Storage:	This antibody can be stored at 2°C-8°C for one month without detectable loss of activity. Antibody products are stable for twelve months from date of receipt when stored at -20°C to -80°C. Avoid repeated freeze-thaw cycles.

APPLICATIONS

Applications:	WB, IHC-P
---------------	-----------

RECOMMENDED CONCENTRATION

IHC-P	IHC-P: 1:50-1:200
Western Blot	WB: 1:500-1:2000

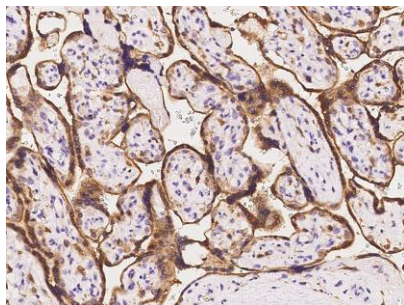
Please Note: Optimal concentrations/dilutions should be determined by the end user.

HTATIP2 Antibody, Rabbit PAb, Antigen Affinity Purified

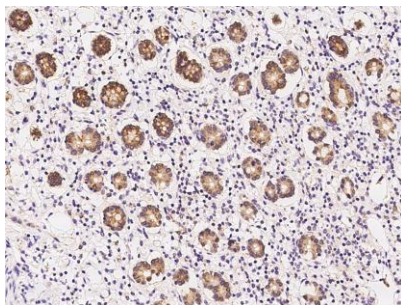
Catalog Number: 203334-T40




Sino Biological
Biological Solution Specialist



Immunohistochemical staining of human HTATIP2 in human placenta with rabbit polyclonal antibody at 1:100 dilution, formalin-fixed paraffin embedded sections.



Immunohistochemical staining of human HTATIP2 in human small intestine with rabbit polyclonal antibody at 1:100 dilution, formalin-fixed paraffin embedded sections.



Anti-HTATIP2 rabbit polyclonal antibody at 1:500 dilution

Lane A: A549 Whole Cell Lysate

Lane B: SW480 Whole Cell Lysate

Lysates/proteins at 30 µg per lane.

Secondary

Goat Anti-Rabbit IgG (H+L)/HRP at 1/10000 dilution.

Developed using the ECL technique.

Performed under reducing conditions.

Predicted band size: 27 kDa