

Cystatin C / CST3 Antibody, Rabbit PAb, Antigen Affinity Purified



Sino Biological
Biological Solution Specialist

Catalog Number: 80040-RP02

GENERAL INFORMATION	
Immunogen:	Recombinant Rat Cystatin C / CST3 protein (Catalog#80040-R08H)
Preparation	Produced in rabbits immunized with purified, recombinant Rat Cystatin C / CST3 (rR Cystatin C / CST3; Catalog#80040-R08H; P14841-1; Met 1-Ala 140). Cystatin C / CST3 specific IgG was purified by Rat Cystatin C / CST3 affinity chromatography.
Ig Type:	Rabbit IgG
Specificity:	Rat Cystatin C / CST3
Formulation:	0.2 µm filtered solution in PBS
Storage:	This antibody can be stored at 2°C-8°C for one month without detectable loss of activity. Antibody products are stable for twelve months from date of receipt when stored at -20°C to -80°C. Preservative-Free. Avoid repeated freeze-thaw cycles.
APPLICATIONS	
Applications:	ELISA, IHC-P
RECOMMENDED CONCENTRATION	
IHC-P	IHC-P: 1:500-1:2000
ELISA	ELISA: 1:5000-1:10000 This antibody can be used at 1:5000-1:10000 with the appropriate secondary reagents to detect Rat CST3.

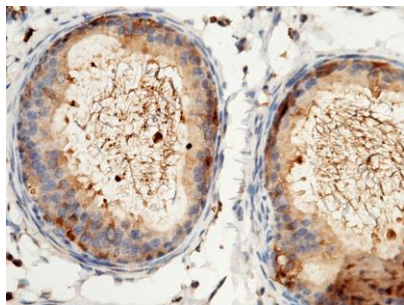
Please Note: Optimal concentrations/dilutions should be determined by the end user.

Cystatin C / CST3 Antibody, Rabbit PAb, Antigen Affinity Purified

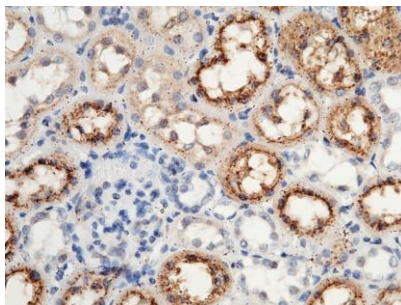


Sino Biological
Biological Solution Specialist

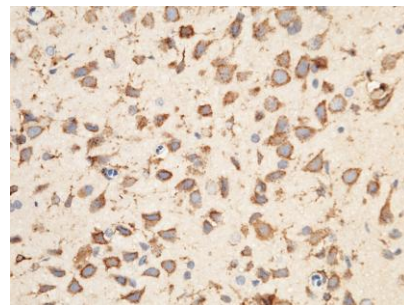
Catalog Number: 80040-RP02



Immunohistochemical staining of rat CST3 in rat testis with rabbit polyclonal antibody (1:1000, formalin-fixed paraffin embedded sections).



Immunohistochemical staining of rat CST3 in rat kidney with rabbit polyclonal antibody (1:1000, formalin-fixed paraffin embedded sections).



Immunohistochemical staining of rat CST3 in rat brain with rabbit polyclonal antibody (1:1000, formalin-fixed paraffin embedded sections).