

Anti-CDK4 antibody (1-303) (STJ23055)

STJ23055

GENERAL INFORMATION

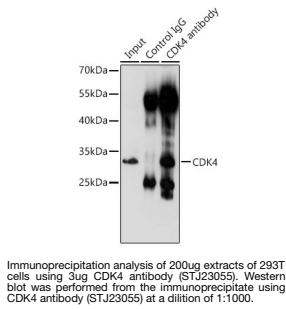
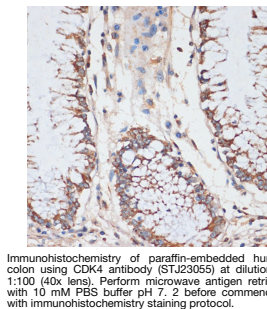
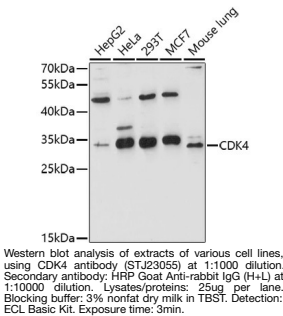
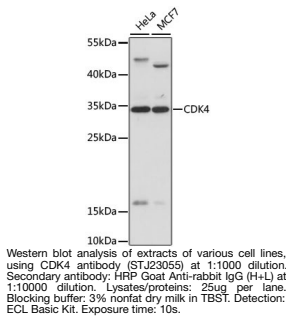
Product Type	Primary antibodies
Short Description	Rabbit polyclonal antibody anti-CDK4 (1-303) is suitable for use in Western Blot, Immunohistochemistry, Immunofluorescence and Immunoprecipitation.
Applications	WB, IHC, IF, IP
Host/Source	Rabbit
Reactivity	Human, Mouse, Rat

PRODUCT PROPERTIES

Clonality	Polyclonal
Clone ID	
Concentration	
Conjugation	Unconjugated
Purification	Affinity purification
Dilution Range	WB 1:500-1:2000 IHC 1:50-1:200 IF 1:50-1:200 IP 1:50-1:200
Formulation	PBS containing 0.02% Sodium Azide, 50% Glycerol, pH7.3.
Isotype	IgG
Storage	Store in a freezer at -20°C and avoid freeze-thaw cycles.
Instruction	

TARGET INFORMATION

Gene ID	1019
Gene Symbol	CDK4
Uniprot ID	CDK4_HUMAN
Immunogen	Recombinant fusion protein containing a sequence corresponding to amino acids 1-303 of human CDK4 (NP_000066.1).
Immunogen Region	1-303
Specificity	
Immunogen Sequence	



This product is suitable for in-vitro studies under the RESEARCH USE ONLY [RUO] licence. This product must not be used as for diagnostic or other medical purposes.
St John's Laboratory Ltd, Knowledge Dock Business Centre, University Way, London, E16 2RD | Tel: 0208 223 3081